



PURA ARMONÍA  
PURE HARMONY  
HARMONIE PURE



# PASTA BLANCA

WHITE BODY TILES

---

<b>Whites</b>	Soul <i>NEW</i>	Isis
Anser	Wap	Viterbo
Ara	Andros	Etna
Atik	Concord	Pulpis
Blanco	Dune <i>NEW</i>	Shins
Crux	Ronda	Tinenza
Dado	Soul	Nero
Ketu	Venus	Arts
Klain	Isis	Ersa
Kouki	Dayak	Kedón
Leo	Lab. Fantasy <i>NEW</i>	Orla
Loxi	Lab. Frame <i>NEW</i>	Toba
Lupi	Marmi	Antea
Ronda	Milos	Licas
Sabal	Nunky	Dorian <i>NEW</i>
Spirit	Piper	Hebe
Ware	Soul	Ponera <i>NEW</i>
Yako	Type	
Etna <i>NEW</i>	Venus	



Rlv. Klain Blanco 36x80



# Whites


Rlv. Dado Blanco 36x80



Rlv. Kouki Blanco 30x90



Rlv. Yako Blanco 36x80



Blanco 36x80




Riv. Sabal Blanco 36x80



Riv. Dado Blanco 36x80




Blanco 30x90



Riv. Atik Blanco 30x90



Riv. Anser Blanco 30x90




Riv. Kouki Blanco 30x90



Riv. Klain Blanco 36x80




Riv. Yako Blanco 36x80




Blanco 33,3x100




Spirit 33,3x100




Ware 33,3x100




Blanco 20x60



Riv. Ketu Blanco 20x60




Riv. Crux Blanco 20x60




Riv. Ara Blanco 20x60




Blanco 30x60



Riv. Ronda Blanco 30x60




Blanco 40x120



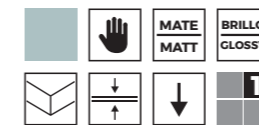
Riv. Leo Blanco 40x120



Riv. Lupi Blanco 40x120



Riv. Loxi Blanco 40x120



Formato	Pz/cj	Pz/pl	M <sup>2</sup> /cj	M <sup>2</sup> /pl	Cj/pl	Kg/cj	Kg/Total
20x60	9	576	1,08	69,12	64	17,90	1165,6
20x60 Riv.	9	576	1,08	69,12	64	17,90	1165,6
40x120	3	60	1,44	28,8	20	28,00	580
40x120 Riv.	3	60	1,44	28,8	20	28,00	580
30x60 (F)	9	540	1,62	97,2	60	20,00	1229
30x60 Riv.	9	540	1,62	97,2	60	20,00	1229
30x90	4	256	1,08	69,12	64	18,75	1220
30x90 Riv.	4	256	1,08	69,12	64	18,75	1220
33,3x100	6	288	2,00	96	48	24,00	1174
33,3x100 Riv.	6	288	2,00	96	48	24,00	1174
36x80	4	216	1,15	62,1	54	18,50	1019
36x80 Riv.	4	216	1,15	62,1	54	18,50	1019

Pasta Blanca / White Body Tiles / Pâte Blanche / Weisser Scherben

20x60 / 40x120 / 30x60 / 30x90 / 33,3x100 / 36x80  
 7.87"x23.62" / 15.75"x47.24" / 11.81"x23.62" / 11.81"x35.43" /  
 13.11"x39.37" / 14.17"x31.5"


# Etna *NEW*

Pasta Blanca / White Body Tiles



Etna Perla 25x50  
Rlv. Etna Perla 25x50

Pavimento coordinado / Matching floor  
Porcebloc Multiformato



Etna Marfil 60x60  
Etna Marfil 45x45



Etna Taupe 60x60



Etna Perla 60x60  
Etna Perla 45x45



Etna Gris 60x60  
Etna Gris 45x45



Etna Marengo 60x60  
Etna Marengo 45x45



Rlv. Etna 1 Marengo



Etna Marengo



Rlv. Etna 1 Taupe



Etna Taupe



Rlv. Etna. 1 Gris



Etna Gris



Rlv. Etna 1 Perla



Etna Perla



Rlv. Etna 1 Marfil



Etna Marfil

Formato	Pz/cj	Pz/pl	M²/cj	M²/pl	Cj/pl	Kg/cj	Kg/Total
25x50	14	672	1,75	84	48	25,80	1258,4
25x50 Rlv.	14	672	1,75	84	48	25,80	1258,4

Pasta Blanca / White Body Tiles / Pâte Blanche / Weisser Scherben  
25x50  
9.84"x19.69"

# Soul *NEW*

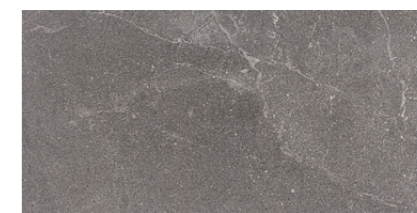
Pasta Blanca / White Body Tiles



Rlv. Soul Cement 25x50  
Ess. Soul Cement 60,8x60,8



Rlv. Soul Grafito



Soul Grafito




Rlv. Soul Cement



Soul Cement




Rlv. Soul Base



Soul Base



Rlv. Soul Light



Soul Light

Pavimento coordinado / Matching floor  
Porcelain




Ess. Soul Light 60,8x60,8  
Ess. Soul Light 60x60



Ess. Soul Base 60,8x60,8  
Ess. Soul Base 60x60



Ess. Soul Cement 60,8x60,8  
Ess. Soul Cement 60x60



Ess. Soul Grafito 60,8x60,8  
Ess. Soul Grafito 60x60



Formato	Pz/cj	Pz/pl	M²/cj	M²/pl	Cj/pl	Kg/cj	Kg/Total
25x50	14	672	1,75	84	48	25,80	1258,4
25x50 Rlv.	14	672	1,75	84	48	25,80	1258,4

Pasta Blanca / White Body Tiles / Pâte Blanche / Weisser Scherben

25x50  
9.84" x 19.69"



Wap Blanco 25x50  
Tx1-Wap Blanco 25x50  
Ess. Outi Roble 25x100

# Wap


Pasta Blanca / White Body Tiles



Wap Blanco



Tx1-Wap Blanco



Wap Arena



Tx1-Wap Arena



Wap Silver



Tx1-Wap Silver

Pavimento sugerido / Suggested floor  
Porcelain



Ess. Stada Grey 45x45



Ess. Stada Light 45x45



Ess. Stada Tan 45x45



Formato	Pz/cj	Pz/pl	M <sup>2</sup> /cj	M <sup>2</sup> /pl	Cj/pl	Kg/cj	Kg/Total
25x50	14	672	1,75	84	48	25,80	1258,4
25x50 Rlv.	14	672	1,75	84	48	25,80	1258,4

Pasta Blanca / White Body Tiles / Pâte Blanche / Weisser Scherben  
25x50  
9.84" x 19.69"

# Andros

Pasta Blanca / White Body Tiles



Andros Sand 30x60  
Andros Rlv. Sand 30x60



Andros Rlv. White



Andros White



Andros Rlv. Pearl



Andros Pearl




Andros Rlv. Grey



Andros Grey



Andros Rlv. Sand



Andros Sand

Pavimento coordinado / Matching floor  
Porcelain



Ess. Andros Sand 60x60  
Ess. Andros Sand 60,8x60,8



Ess. Andros Grey 60x60  
Ess. Andros Grey 60,8x60,8



Ess. Andros Pearl 60x60  
Ess. Andros Pearl 60,8x60,8



Ess. Andros White 60x60  
Ess. Andros White 60,8x60,8



Formato	Pz/cj	Pz/pl	M <sup>2</sup> /cj	M <sup>2</sup> /pl	Cj/pl	Kg/cj	Kg/Total
30x60 (F)	9	540	1,62	97,2	60	20,00	1229
30x60 (F) Rlv.	9	540	1,62	97,2	60	20,00	1229

Pasta Blanca / White Body Tiles / Pâte Blanche / Weisser Scherben  
30x60  
11.81"x23.62"

# Concord

Pasta Blanca / White Body Tiles



Dec. Concord Cream



Concord Cream



Concord Brown



Dec. Concord White




Concord White



Concord Greige

Pavimento coordinado / Matching floor  
Porceglass



Ess. Concord Cream 60x60  
Ess. Concord Cream 60,8x60,8



Ess. Concord Brown 60x60  
Ess. Concord Brown 60,8x60,8



Ess. Concord White 60x60  
Ess. Concord White 60,8x60,8



Ess. Concord Greige 60x60  
Ess. Concord Greige 60,8x60,8

Dec. Concord White 30x60  
Concord Greige 30x60  
Concord White 30x60  
Ess. Concord Greige 60x60



Formato

30x60 (F)  
30x60 (F) Dec.

Pz/cj

9  
9

Pz/pl

540  
540

M<sup>2</sup>/cj

1,62  
1,62

M<sup>2</sup>/pl

97,2  
97,2

Cj/pl

60  
60

Kg/cj

20,00  
20,00

Kg/Total

1229  
1229

Pasta Blanca / White Body Tiles / Pâte Blanche / Weisser Scherben

30x60  
11.81"x23.62"





Rlv. Dune Black Mate 30x60  
Dune Black Mate 30x60




Rlv. Dune Blanco Mate 30x60  
Dune Blanco Mate 30x60

# Dune *NEW*


Pasta Blanca / White Body Tiles



Rlv. Dune Blanco




Dune Blanco



Rlv. Dune Beige




Dune Beige



Rlv. Dune Perla



Dune Perla



Rlv. Dune Black



Dune Black



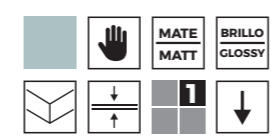
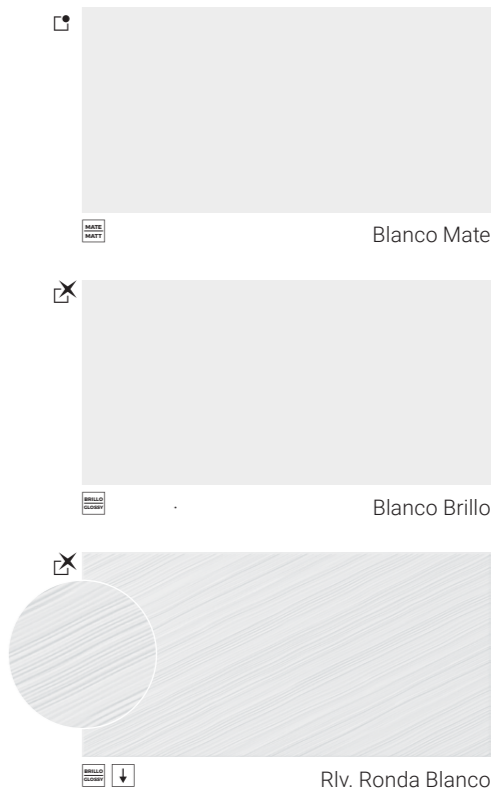
Formato	Pz/cj	Pz/pl	M²/cj	M²/pl	Cj/pl	Kg/cj	Kg/Total
30x60 (F)	9	540	1,62	97,2	60	20,00	1229
30x60 (F) Rlv.	9	540	1,62	97,2	60	20,00	1229

Pasta Blanca / White Body Tiles / Pâte Blanche / Weisser Scherben  
30x60  
11.81"x23.62"



# Ronda

Pasta Blanca / White Body Tiles



Formato	Pz/cj	Pz/pl	M²/cj	M²/pl	Cj/pl	Kg/cj	Kg/Total
30x60 (F)	9	540	1,62	97,2	60	20,00	1229
30x60 (F) Rlv.	9	540	1,62	97,2	60	20,00	1229

Pasta Blanca / White Body Tiles / Pâte Blanche / Weisser Scherben 30x60 11.81"x23.62"

**Blanco Mate 30x60**  
**Rlv. Ronda Blanco 30x60**

# Soul

Pasta Blanca / White Body Tiles




Soul Base 30x60  
Rlv. Soul Base 30x60




Rlv. Soul Cement



Soul Cement



Rlv. Soul Grafito



Soul Grafito




Rlv. Soul Base



Soul Base



Rlv. Soul Light



Soul Light

Pavimento coordinado / Matching floor  
Porcelain




Ess. Soul Base 60x60  
Ess. Soul Base 60,8x60,8



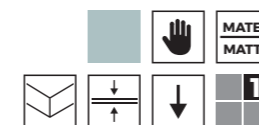
Ess. Soul Light 60x60  
Ess. Soul Light 60,8x60,8



Ess. Soul Cement 60x60  
Ess. Soul Cement 60,8x60,8



Ess. Soul Grafito 60x60  
Ess. Soul Grafito 60,8x60,8



Formato	Pz/cj	Pz/pl	M <sup>2</sup> /cj	M <sup>2</sup> /pl	Cj/pl	Kg/cj	Kg/Total
30x60 (F)	9	540	1,62	97,2	60	20,00	1229
30x60 (F) Rlv.	9	540	1,62	97,2	60	20,00	1229

Pasta Blanca / White Body Tiles / Pâte Blanche / Weisser Scherben  
30x60  
11.81"x23.62"



Isis 30x60  
Rlv. Isis 30x60  
Ess. Isis 60x60

# Venus / Isis

Pasta Blanca / White Body Tiles




Rlv. Venus



Venus



Rlv. Isis



Isis

Pavimento coordinado / Matching floor  
Porcelain



Ess. Isis 60x60  
Ess. Isis 60,8x60,8

Pavimento coordinado / Matching floor  
Porcelglass



Ess. Venus 60x60  
Ess. Venus 60,8x60,8



Formato	Pz/cj	Pz/pl	M²/cj	M²/pl	Cj/pl	Kg/cj	Kg/Total
30x60 (F)	9	540	1,62	97,2	60	20,00	1229
30x60 (F) Rlv.	9	540	1,62	97,2	60	20,00	1229

Pasta Blanca / White Body Tiles / Pâte Blanche / Weisser Scherben  
30x60  
11.81"x23.62"



Dayak Dust 30x90  
Rlv. Dayak Dust 30x90  
Ess. Outi Natural 25x100

# Dayak

Pasta Blanca / White Body Tiles



Dayak Dust




Dayak Sand




Rlv. Dayak Dust



Rlv. Dayak Sand




Dayak Klinker



Dayak Grey




Rlv. Dayak Klinker




Rlv. Dayak Grey



Dec. Dayak (Mix 6 piezas)



Dayak Azure



Rlv. Dayak Azure



Formato	Pz/cj	Pz/pl	M <sup>2</sup> /cj	M <sup>2</sup> /pl	Cj/pl	Kg/cj	Kg/Total
30x90	4	256	1,08	69,12	64	18,75	1220
30x90 Rlv.	4	256	1,08	69,12	64	18,75	1220
30x90 Dec.	4	256	1,08	69,12	64	18,75	1220

Pasta Blanca / White Body Tiles / Pâte Blanche / Weisser Scherben

30x90  
11.81"x35.43"

Lab. Fantasy *NEW*




Riv. Lab. Fantasy Acqua 30x90  
Fantasy Acqua 30x90  
Kendal Arce 20x120



Rlv. Lab. Fantasy Topo 30x90  
Fantasy Topo 30x90

SS/lab  
DEVELOPMENT  
& DESIGN


# Lab. Fantasy *NEW*



Rlv. Lab. Fantasy Acqua




Fantasy Acqua



Rlv. Lab. Fantasy Green




Fantasy Green



Rlv. Lab. Fantasy Pink



Fantasy Pink







Rlv. Lab. Fantasy Topo



Fantasy Topo



	Formato	Pz/cj	Pz/pl	M²/cj	M²/pl	Cj/pl	Kg/cj	Kg/Total
   	30x90	4	256	1,08	69,12	64	18,75	1220
	30x90 Rlv.	4	256	1,08	69,12	64	18,75	1220

Pasta Blanca / White Body Tiles / Pâte Blanche / Weisser Scherben

30x90  
11.81"x35.43"



Lab. Riga Avorio 30x90  
Lab. Frame Terracotta 30x90




Lab. Riga Indaco



Lab. Frame Indaco



Lab. Riga Salvia



Lab. Frame Salvia



Lab. Riga Terracotta



Lab. Frame Terracotta




Lab. Riga Rosa Antico




Lab. Frame Rosa Antico



Lab. Riga Avorio



Lab. Frame Avorio



Lab. Frame Bianco



Formato	Pz/cj	Pz/pl	M²/cj	M²/pl	Cj/pl	Kg/cj	Kg/Total
30x90	4	256	1,08	69,12	64	18,75	1220
30x90 Dec.	4	256	1,08	69,12	64	18,75	1220

Pasta Blanca / White Body Tiles / Pâte Blanche / Weisser Scherben  
30x90  
11.81"x35.43"






Lab. Frame Indaco 30x90  
 Lab. Frame Bianco 30x90  
 Lab. Fiore Multi 30x90



Lab. Module Multi 30x90  
 Lab. Frame Rosa Antico 30x90



Lab. Module Multi



Lab. Fiore Multi



	Formato	Pz/cj	Pz/pl	M²/cj	M²/pl	Cj/pl	Kg/cj	Kg/Total
	30x90	4	256	1,08	69,12	64	18,75	1220
	30x90 Dec.	4	256	1,08	69,12	64	18,75	1220

Pasta Blanca / White Body Tiles / Pâte Blanche / Weisser Scherben  
 30x90  
 11.81"x35.43"




Marmi Blanco 30x90  
 Marmi Negro 30x90  
 Rlv. Marmi Blanco 30x90  
 Ess. Outi Roble 25x100

# Marmi

Pasta Blanca / White Body Tiles



Rlv. Marmi Blanco




Marmi Blanco




Marmi Negro



Rlv. Marmi Marfil



Marmi Marfil



Marmi Moka



Formato	Pz/cj	Pz/pl	M²/cj	M²/pl	Cj/pl	Kg/cj	Kg/Total
30x90	4	256	1,08	69,12	64	18,75	1220
30x90 Rlv.	4	256	1,08	69,12	64	18,75	1220

Pasta Blanca / White Body Tiles / Pâte Blanche / Weisser Scherben  
 30x90  
 11.81"x35.43"

# Milos

Pasta Blanca / White Body Tiles




Milos Golden 30x90  
Rlv. Milos Almond 30x90  
Ess. Milos Almond 60,8x60,8




Rlv. Milos White



Milos White



Milos Argent



Rlv. Milos Almond




Milos Almond



Milos Golden

Pavimento coordinado / Matching floor  
Porceglass



Ess. Milos White 60,8x60,8  
Ess. Milos White 60x60



Ess. Milos Argent 60,8x60,8  
Ess. Milos Argent 60x60



Ess. Milos Almond 60,8x60,8  
Ess. Milos Almond 60x60



Ess. Milos Golden 60,8x60,8  
Ess. Milos Golden 60x60



Formato	Pz/cj	Pz/pl	M²/cj	M²/pl	Cj/pl	Kg/cj	Kg/Total
30x90	4	256	1,08	69,12	64	18,75	1220
30x90 Rlv.	4	256	1,08	69,12	64	18,75	1220

Pasta Blanca / White Body Tiles / Pâte Blanche / Weisser Scherben  
30x90  
11.81"x35.43"

# Nunky

Pasta Blanca / White Body Tiles



Nunky Gris 30x90  
Dec. Nunky 30x90



Dec. Nunky (Mix 4 piezas)

Pavimento sugerido / Suggested floor  
Porcebloc



Start Light 60x60



Start Mud 60x60



Start Silver 60x60




	Formato	Pz/cj	Pz/pl	M <sup>2</sup> /cj	M <sup>2</sup> /pl	Cj/pl	Kg/cj	Kg/Total	
	30x90	4	256	1,08	69,12	64	18,75	1220	
	30x90 Riv.	4	256	1,08	69,12	64	18,75	1220	
	30x90 Dec.	4	256	1,08	69,12	64	18,75	1220	
Pasta Blanca / White Body Tiles / Pâte Blanche / Weisser Scherben							30x90 11.81"x35.43"		




**Piper 1 Black Illusion 30x90**  
**Piper 2 Black Illusion 30x90**  
**Piper 1 White 30x90**  
**Piper 2 White 30x90**  
**Ess. Tree Roble 20x120**

# Piper

Pasta Blanca / White Body Tiles




Piper 1 Black Illusion



Piper 2 Black Illusion




Piper 1 White



Piper 2 White

Pavimento sugerido / Suggested floor  
Porceglass / Porcelain



Ess. Ice White 60x60



Formato	Pz/cj	Pz/pl	M <sup>2</sup> /cj	M <sup>2</sup> /pl	Cj/pl	Kg/cj	Kg/Total
30x90 Rlv.	4	256	1,08	69,12	64	18,75	1220
Pasta Blanca / White Body Tiles / Pâte Blanche / Weisser Scherben		30x90 11.81"x35.43"					



Soul Grafito 30x90  
Rlv. Soul Grafito 30x90  
Ess. Soul Grafito 60,8x60,8



Rlv. Soul Base




Soul Base




Rlv. Soul Light



Soul Light




Rlv. Soul Cement



Soul Cement



Rlv. Soul Grafito



Soul Grafito

Pavimento coordinado / Matching floor  
Porcelain




Ess. Soul Base 60,8x60,8  
Ess. Soul Base 60x60




Ess. Soul Light 60,8x60,8  
Ess. Soul Light 60x60



Ess. Soul Cement 60,8x60,8  
Ess. Soul Cement 60x60



Ess. Soul Grafito 60,8x60,8  
Ess. Soul Grafito 60x60



Formato	Pz/cj	Pz/pl	M <sup>2</sup> /cj	M <sup>2</sup> /pl	Cj/pl	Kg/cj	Kg/Total
30x90	4	256	1,08	69,12	64	18,75	1220
30x90 Rlv.	4	256	1,08	69,12	64	18,75	1220

Pasta Blanca / White Body Tiles / Pâte Blanche / Weisser Scherben  
30x90  
11.81"x35.43"




Type White 30x90  
Rlv. Type White 30x90  
Ess. Plock Grafito 60,8x60,8

# Type

Pasta Blanca / White Body Tiles




Rlv. Type White



Type White



Rlv. Type Grey



Type Grey



Rlv. Type Coal



Type Coal

Pavimento sugerido / Suggested floor  
Porcelain



Ess. Plock Grafito 60,8x60,8



Ess. Plock Perla 60,8x60,8



Ess. Plock Blanco 60,8x60,8



Formato	Pz/cj	Pz/pl	M²/cj	M²/pl	Cj/pl	Kg/cj	Kg/Total
30x90	4	256	1,08	69,12	64	18,75	1220
30x90 Rlv.	4	256	1,08	69,12	64	18,75	1220

Pasta Blanca / White Body Tiles / Pâte Blanche / Weisser Scherben  
30x90  
11.81"x35.43"

# Venus / Isis

Pasta Blanca / White Body Tiles



**Venus 30x90**  
**Ess. Venus 60x60**  
**Rlv. Isis 30x60**




Rlv. Venus



Venus



Rlv. Isis




Isis

Pavimento coordinado /  
 Matching floor  
 Porcelain



Ess. Isis 60x60  
 Ess. Isis 60,8x60,8

Pavimento coordinado /  
 Matching floor  
 Porceglass



Ess. Venus 60x60  
 Ess. Venus 60,8x60,8



	Formato	Pz/cj	Pz/pl	M <sup>2</sup> /cj	M <sup>2</sup> /pl	Cj/pl	Kg/cj	Kg/Total
	30x90	4	256	1,08	69,12	64	18,75	1220
	30x90 Rlv.	4	256	1,08	69,12	64	18,75	1220

Pasta Blanca / White Body Tiles / Pâte Blanche / Weisser Scherben  
 30x90  
 11.81"x35.43"



# Viterbo

Pasta Blanca / White Body Tiles



Viterbo Base 30x90  
Dec. Viterbo Base 30x90



Dec. Viterbo Núbole



Viterbo Núbole



Dec. Viterbo Grigio



Viterbo Grigio



Dec. Viterbo Base



Viterbo Base



Formato	Pz/cj	Pz/pl	M²/cj	M²/pl	Cj/pl	Kg/cj	Kg/Total
30x90	4	256	1,08	69,12	64	18,75	1220
30x90 Dec.	4	256	1,08	69,12	64	18,75	1220


Pasta Blanca / White Body Tiles / Pâte Blanche / Weisser Scherben 30x90 11.81"x35.43"




Etna Marfil 33,3x100  
Etna Marfil 60x60




Etna Marengo 33,3x100  
Rlv. Etna Marengo 33,3x100  
Etna Marengo 60x60




Rlv. Etna Marfil




Rlv. Etna Taupe



Rlv. Etna Perla



Rlv. Etna Gris




Rlv. Etna Marengo




Dec. Etna (Mix 4 piezas)



Etna Marfil



Etna Taupe



Etna Perla



Etna Gris



Etna Marengo

Pavimento coordinado / Matching floor  
Porcebloc Multiformato


Pavimento sugerido / Suggested floor  
Porcelain



Ess. Habitat Marfil 60,8x60,8



Ess. Habitat Taupe 60,8x60,8



Ess. Habitat Perla 60,8x60,8



Ess. Habitat Gris 60,8x60,8



Ess. Habitat Marengo 60,8x60,8



Etna Marfil 60x60



Etna Taupe 60x60



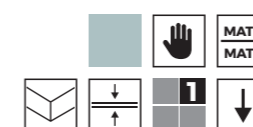
Etna Perla 60x60



Etna Gris 60x60



Etna Marengo 60x60




Formato	Pz/cj	Pz/pl	M <sup>2</sup> /cj	M <sup>2</sup> /pl	Cj/pl	Kg/cj	Kg/Total
33,3x100	6	288	2,00	96	48	24,00	1174
33,3x100 Rlv.	6	288	2,00	96	48	24,00	1174
33,3x100 Dec.	6	288	2,00	96	48	24,00	1174

Pasta Blanca / White Body Tiles / Pâte Blanche / Weisser Scherben  
33,3x100  
13.11"x39.37"



**Pulpis Blanco 33,3x100**  
**Pulpis Marengo 33,3x100**  
**Ess. Pulpis Gris 60,8x60,8**


Pavimento coordinado / Matching floor  
 Porcelglass



Ess. Pulpis Blanco 60,8x60,8  
 Ess. Pulpis Blanco 60x60




Ess. Pulpis Marfil 60,8x60,8  
 Ess. Pulpis Marfil 60x60



Ess. Pulpis Moka 60,8x60,8  
 Ess. Pulpis Moka 60x60




Ess. Pulpis Gris 60,8x60,8  
 Ess. Pulpis Gris 60x60



Ess. Pulpis Marengo 60,8x60,8  
 Ess. Pulpis Marengo 60x60

# Pulpis

Pasta Blanca / White Body Tiles



Pulpis Marfil



Pulpis Blanco



Pulpis Moka



Pulpis Gris



Pulpis Marengo



Dec. Pulpis Mix (Mix 6 piezas)

	Formato	Pz/cj	Pz/pl	M²/cj	M²/pl	Cj/pl	Kg/cj	Kg/Total
	33,3x100	6	288	2,00	96	48	24,00	1174
	33,3x100 Dec.	6	288	2,00	96	48	24,00	1174
Pasta Blanca / White Body Tiles / Pâte Blanche / Weisser Scherben		33,3x100 13.11"x39.37"						

# Shins

Pasta Blanca / White Body Tiles



Shins Pardo 33,3x100  
Rlv. Shins Pardo 33,3x100



Shins Blanco



Shins Crema



Shins Pardo



Shins Grafito



Rlv. Shins Blanco



Rlv. Shins Crema



Rlv. Shins Pardo



Rlv. Shins Grafito

Pavimento coordinado / Matching floor  
Porcelain Multiformato



Ess. Shins Blanco 60,8x60,8



Ess. Shins Crema 60,8x60,8



Ess. Shins Pardo 60,8x60,8



Ess. Shins Grafito 60,8x60,8



Formato	Pz/cj	Pz/pl	M <sup>2</sup> /cj	M <sup>2</sup> /pl	Cj/pl	Kg/cj	Kg/Total
33,3x100	6	288	2,00	96	48	24,00	1174
33,3x100 Rlv.	6	288	2,00	96	48	24,00	1174

Pasta Blanca / White Body Tiles / Pâte Blanche / Weisser Scherben

33,3x100  
13.11"x39.37"



Nero 33,3x100  
Tinenza 33,3x100  
Nero 60x60


# Tinenza / Nero

Pasta Blanca / White Body Tiles



3


Tinenza



2

Nero

Pavimento coordinado / Matching floor  
Porcelux Multiformato



MATE  
ANTI  
DUST

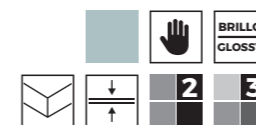
Tinenza 60x60

Pavimento coordinado / Matching floor  
Porceglass



BRILLO  
GLOSSY

Ess. Nero 60,8x60,8  
Ess. Nero 60x60



Formato	Pz/cj	Pz/pl	M <sup>2</sup> /cj	M <sup>2</sup> /pl	Cj/pl	Kg/cj	Kg/Total
33,3x100	6	288	2,00	96	48	24,00	1174
Pasta Blanca / White Body Tiles / Pâte Blanche / Weisser Scherben	33,3x100 13.11"x39.37"						



**Arts Blanco 36x80**  
**Arts Antracita 36x80**  
**Dec. Arts Blanco 36x80**  
**Ess. Plock Perla 60,8x60,8**

# Arts

Pasta Blanca / White Body Tiles



Arts Gris



Arts Blanco



Arts Antracita



Dec. Arts Blanco

Pavimento sugerido / Suggested floor  
Porcelain



Ess. Plock Grafito  
60,8x60,8



Ess. Plock Perla  
60,8x60,8



Ess. Plock Blanco  
60,8x60,8



Formato	Pz/cj	Pz/pl	M²/cj	M²/pl	Cj/pl	Kg/cj	Kg/Total
36x80	4	216	1,15	62,1	54	18,50	1019
36x80 Dec.	4	216	1,15	62,1	54	18,50	1019

Pasta Blanca / White Body Tiles / Pâte Blanche / Weisser Scherben

36x80  
14.17"x31.50"




Rlv. Ersa White 36x80  
Ersa White 36x80

# Ersa

Pasta Blanca / White Body Tiles



Rlv. Ersa White



Ersa White




Rlv. Ersa Grey



Ersa Grey



Rlv. Ersa Cream



Ersa Cream



Formato	Pz/cj	Pz/pl	M²/cj	M²/pl	Cj/pl	Kg/cj	Kg/Total
36x80	4	216	1,15	62,1	54	18,50	1019
36x80 Rlv.	4	216	1,15	62,1	54	18,50	1019

Pasta Blanca / White Body Tiles / Pâte Blanche / Weisser Scherben  
36x80  
14.17"x31.50"



# Kedón

Pasta Blanca / White Body Tiles



Rlv. Kedón Light 36x80  
Kedón Light 36x80



Rlv. Kedón Light



Kedón Light



Rlv. Kedón Pearl



Kedón Pearl

Pavimento sugerido / Suggested floor  
Porcelain



Ess. Stada Light 45x45




Formato	Pz/cj	Pz/pl	M²/cj	M²/pl	Cj/pl	Kg/cj	Kg/Total
36x80	4	216	1,15	62,1	54	18,50	1019
36x80 Rlv.	4	216	1,15	62,1	54	18,50	1019


Pasta Blanca / White Body Tiles / Pâte Blanche / Weisser Scherben  
36x80  
14.17"x31.50"



Orla Cream 36x80  
Rlv. Orla Cream 36x80  
Ess. Orla Brown 60x60




Rlv. Orla White



Orla White




Rlv. Orla Cream



Orla Cream




Orla Grigio



Orla Brown

Pavimento coordinado / Matching floor  
Porcelain



Ess. Orla White 60x60  
Ess. Orla White 60,8x60,8



Ess. Orla Cream 60x60  
Ess. Orla Cream 60,8x60,8



Ess. Orla Grigio 60x60  
Ess. Orla Grigio 60,8x60,8



Ess. Orla Brown 60x60  
Ess. Orla Brown 60,8x60,8



Formato

Pz/cj

Pz/pl

M<sup>2</sup>/cj

M<sup>2</sup>/pl

Cj/pl

Kg/cj

Kg/Total

36x80

36x80 Rlv.

4

4

216

216

1,15

1,15

62,1

62,1

54

54

18,50

18,50

1019

1019

Pasta Blanca / White Body Tiles / Pâte Blanche / Weisser Scherben


36x80  
14.17"x31.50"



Toba Snow 36x80  
Rlv. Toba Snow 36x80  
Ess. Stada Light 45x45

# Toba

Pasta Blanca / White Body Tiles



Rlv. Toba Snow



Toba Snow



Rlv. Toba Base



Toba Base

Pavimento sugerido / Suggested floor  
Porcelain



Ess. Stada Tan 45x45



Ess. Stada Light 45x45



Formato	Pz/cj	Pz/pl	M²/cj	M²/pl	Cj/pl	Kg/cj	Kg/Total
36x80	4	216	1,15	62,1	54	18,50	1019
36x80 Rlv.	4	216	1,15	62,1	54	18,50	1019

Pasta Blanca / White Body Tiles / Pâte Blanche / Weisser Scherben  
36x80  
14.17"x31.50"



Riv. Antea Blanco 40x120  
Antea Blanco 40x120  
Antea Blanco 60x60



Licas Blanco 40x120

# Antea / Licas

Pasta Blanca / White Body Tiles



Antea Blanco



Riv. Antea Blanco




Licas Blanco



Riv. Licas Blanco

Pavimento coordinado / Matching floor  
Porceglass



Licas Blanco 60x60



Antea Blanco 60x60




Formato	Pz/cj	Pz/pl	M²/cj	M²/pl	Cj/pl	Kg/cj	Kg/Total
40x120	3	60	1,44	28,8	20	28,00	580
40x120 Riv.	3	60	1,44	28,8	20	28,00	580

Pasta Blanca / White Body Tiles / Pâte Blanche / Weisser Scherben  
40x120  
15.75"x47.24"

# Dorian *NEW*

Pasta Blanca / White Body Tiles




Dorian Gold



Rlv. Dorian Gold



Pavimento coordinado / Matching floor  
Porcelux Multiformato



Dorian 60,8x60,8  
Dorian 60x60

Dorian Gold 40x120  
Rlv. Dorian Gold 40x120  
Dorian Gold 60x120



Formato	Pz/cj	Pz/pl	M²/cj	M²/pl	Cj/pl	Kg/cj	Kg/Total
40x120	3	60	1,44	28,8	20	28,00	580
40x120 Rlv.	3	60	1,44	28,8	20	28,00	580


Pasta Blanca / White Body Tiles / Pâte Blanche / Weisser Scherben  
40x120  
15.75"x47.24"



Rlv. Hebe Grigio 40x120  
Hebe Grigio 40x120

# Hebe


Pasta Blanca / White Body Tiles




Hebe Light




Rlv. Hebe Light




Hebe Base



Rlv. Hebe Base



Hebe Grigio



Rlv. Hebe Grigio




Formato	Pz/cj	Pz/pl	M²/cj	M²/pl	Cj/pl	Kg/cj	Kg/Total
40x120	3	60	1,44	28,8	20	28,00	580
40x120 Rlv.	3	60	1,44	28,8	20	28,00	580

Pasta Blanca / White Body Tiles / Pâte Blanche / Weisser Scherben  
40x120  
15.75"x47.24"




Ponera White 40x120  
Rlv. Ponera White 40x120



Rlv. Ponera Cold




Rlv. Ponera Hot



Rlv. Ponera White



# Ponera *NEW*



Ponera Cold



Ponera Hot




Ponera White

Pasta Blanca / White Body Tiles

Pavimento coordinado / Matching floor  
Porcelux Multiformato



Ponera Hot 60,8x60,8  
Ponera Hot 60x60



Ponera Cold 60,8x60,8  
Ponera Cold 60x60



Formato

Pz/cj

Pz/pl

M<sup>2</sup>/cj

M<sup>2</sup>/pl

Cj/pl

Kg/cj

Kg/Total

40x120  
40x120 Rlv.

3  
3

60  
60

1,44  
1,44

28,8  
28,8

20  
20

28,00  
28,00

580  
580

Pasta Blanca / White Body Tiles / Pâte Blanche / Weisser Scherben

40x120  
15.75"x47.24"

## **Características técnicas**

---

Technical characteristics  
Caractéristiques techniques

**Piezas complementarias** / Complementary Tiles / Pièces Complémentaires

**Disponible peldaños en todos los formatos y acabados. Consultar.**

Available steps in all formats and finishes. Consult.

Marches disponibles dans tous les formats et finitions. Consulter.

**Ingalls 8x40 Chevron:**

Pieza derecha e izquierda en la misma caja / Right and left piece in the same box /

Pièces gauche et droite dans la même boîte



## Revestimiento Monoporosa / Wall Tiles

GRUPO BIII (GL) Absorción de agua > 10% GROUP BIII (GL) Water absorption > 10% GROUPE BIII (GL) Absorption d'eau > 10%	NORMAS DE ENSAYO STANDARD / NORMES D'ESSAI	VALORES PRESCRITOS NORMA EN 14411 VALUE REQUIRED BY EN 14411 STANDARD / VALEURS PRESCRITES NORME EN 14411	VALOR MEDIO AVERAGE VALUE / VALEUR MOYENNE
<b>Características dimensionales</b> Dimensional features / Caractéristiques dimensionnelles	ISO 10545-2		<b>Cumple la norma</b> Conforms to standard Satisfait à la norme
<b>Absorción de agua</b> Water absorption / Absorption d'eau	ISO 10545-3	> 10%	16%
<b>Resistencia a la flexión</b> Modulus of rupture / Résistance à la flexion	ISO 10545-4	> 15 N / mm <sup>2</sup>  > 600 N	20 - 30 N / mm <sup>2</sup>  700 - 1000 N
<b>Resistencia a la abrasión superficial</b> Resistance to surface abrasion / Résistance à l'abrasion de surface	ISO 10545-7	<b>Clase indicada por el fabricante</b> Abrasion class indicated by the manufacturer / Classe indiquée par le fabricant	<b>No aplica</b> Not apply / Non applicable
<b>Dilatación térmica lineal</b> Linear thermal expansion / Dilatation thermique linéaire	ISO 10545-8	<b>Método de ensayo disponible</b> Test method available / Méthode d'essai disponible	<7,0 x 10 <sup>-6</sup> °C <sup>-1</sup>
<b>Resistencia al choque térmico</b> Thermal shock resistance / Résistance au choc thermique	ISO 10545-9	<b>Método de ensayo disponible</b> Test method available / Méthode d'essai disponible	<b>Resiste</b> Resists / Résiste
<b>Resistencia al cuarteo</b> Crazing resistance / Résistance au tressailage	ISO 10545-11	<b>Exigida</b> Required / Exigée	<b>Resiste</b> Resists / Résiste
<b>Resistencia química</b> Chemical resistance / Résistance chimique	ISO 10545-13	<b>Método de ensayo disponible</b> Test method available / Méthode d'essai disponible  <b>Mínimo GB</b> Minimum GB / Minimum GB	<b>Cumple la norma</b> Conforms to standard / Satisfait à la norme  <b>Clase GA</b> Class GA / Classe GA
<b>Resistencia a las manchas</b> Resistance to stains / Résistance aux taches	ISO 10545-14	<b>Mínimo clase 3</b> Minimum class 3 / Minimum classe 3	<b>Cumple la norma</b> Conforms to standard / Satisfait à la norme

## Pavimento Pasta Roja / Red body floor tiles

GRUPO BIIa (GL) 3% < Absorción de agua < 6% GROUP BIIa (GL) 3% < Water absorption < 6% GROUPE BIIa (GL) 3% < Absorption d'eau < 6%	NORMAS DE ENSAYO STANDARD / NORMES D'ESSAI	VALORES PRESCRITOS NORMA EN 14411 VALUE REQUIRED BY EN 14411 STANDARD / VALEURS PRESCRITES NORME EN 14411	VALOR MEDIO AVERAGE VALUE / VALEUR MOYENNE
<b>Características dimensionales</b> Dimensional features / Caractéristiques dimensionnelles	ISO 10545-2		<b>Cumple la norma</b> Conforms to standard / Satisfait à la norme
<b>Absorción de agua</b> Water absorption / Absorption d'eau	ISO 10545-3	BIIa 3% < E < 6%	5%
<b>Resistencia a la flexión</b> Modulus of rupture / Résistance à la flexion	ISO 10545-4	> 22 N / mm <sup>2</sup>  > 1000 N	30 - 40 N / mm <sup>2</sup>  1100 - 1900 N
<b>Resistencia a la abrasión superficial</b> Resistance to surface abrasion / Résistance à l'abrasion de surface	ISO 10545-7	<b>Clase indicada por el fabricante</b> Abrasion class indicated by the manufacturer / Classe indiquée par le fabricant	<b>No aplica</b> Not apply / Non applicable
<b>Dilatación térmica lineal</b> Linear thermal expansion / Dilatation thermique linéaire	ISO 10545-8	<b>Método de ensayo disponible</b> Test method available / Méthode d'essai disponible	<7,0 x 10 <sup>-6</sup> °C <sup>-1</sup>
<b>Resistencia al choque térmico</b> Thermal shock resistance / Résistance au choc thermique	ISO 10545-9	<b>Método de ensayo disponible</b> Test method available / Méthode d'essai disponible	<b>Resiste</b> Resists / Résiste
<b>Resistencia al cuarteo</b> Crazing resistance / Résistance au tressailage	ISO 10545-11	<b>Exigida</b> Required / Exigée	<b>Resiste</b> Resists / Résiste
<b>Resistencia química</b> Chemical resistance / Résistance chimique	ISO 10545-13	<b>Método de ensayo disponible</b> Test method available / Méthode d'essai disponible  <b>Mínimo GB</b> Minimum GB / Minimum GB	<b>Cumple la norma</b> Conforms to standard / Satisfait à la norme  <b>Clase GA</b> Class GA / Classe GA
<b>Resistencia a las manchas</b> Resistance to stains / Résistance aux taches	ISO 10545-14	<b>Mínimo clase 3</b> Minimum class 3 / Minimum classe 3	<b>Cumple la norma</b> Conforms to standard / Satisfait à la norme

## Porcelain

GRUPO BIa (GL) Absorción de agua < 0,5% GROUP BIa (GL) Water absorption < 0,5% GROUPE BIa (GL) Absorption d'eau < 0,5%	NORMAS DE ENSAYO STANDARD / NORMES D'ESSAI	VALORES PRESCRITOS NORMA EN 14411 VALUE REQUIRED BY EN 14411 STANDARD / VALEURS PRESCRITES NORME EN 14411	VALOR MEDIO AVERAGE VALUE / VALEUR MOYENNE
<b>Características dimensionales</b> Dimensional features / Caractéristiques dimensionnelles	ISO 10545-2		<b>Cumple la norma</b> Conforms to standard Satisfait à la norme
<b>Absorción de agua</b> Water absorption / Absorption d'eau	ISO 10545-3	< 0,5%	0,1%
<b>Resistencia a la flexión</b> Modulus of rupture / Résistance à la flexion	ISO 10545-4	> 35 N / mm <sup>2</sup>  > 1300 N	35 - 45 N / mm <sup>2</sup>  1800 - 2500 N
<b>Resistencia a la abrasión superficial</b> Resistance to surface abrasion / Résistance à l'abrasion de surface	ISO 10545-7	<b>Clase indicada por el fabricante</b> Abrasion class indicated by the manufacturer / Classe indiquée par le fabricant	<b>No aplica</b> Not apply / Non applicable
<b>Dilatación térmica lineal</b> Linear thermal expansion / Dilatation thermique linéaire	ISO 10545-8	<b>Método de ensayo disponible</b> Test method available / Méthode d'essai disponible	<7,0 x 10 <sup>-6</sup> °C <sup>-1</sup>
<b>Resistencia al choque térmico</b> Thermal shock resistance / Résistance au choc thermique	ISO 10545-9	<b>Método de ensayo disponible</b> Test method available / Méthode d'essai disponible	<b>Resiste</b> Resists / Résiste
<b>Resistencia al cuarteo</b> Crazing resistance / Résistance au tressailage	ISO 10545-11	<b>Exigida</b> Required / Exigée	<b>Resiste</b> Resists / Résiste
<b>Resistencia a la helada /</b> Frost resistance / Résistance au gel	ISO 10545-12	<b>Método de ensayo disponible</b> Test method available / Méthode d'essai disponible	<b>Resiste</b> Resists / Résiste
<b>Resistencia química</b> Chemical resistance / Résistance chimique	ISO 10545-13	<b>Método de ensayo disponible</b> Test method available / Méthode d'essai disponible  <b>Mínimo GB</b> Minimum GB / Minimum GB	<b>Cumple la norma</b> Conforms to standard / Satisfait à la norme  <b>Clase GA</b> Class GA / Classe GA
<b>Resistencia a las manchas</b> Resistance to stains / Résistance aux taches	ISO 10545-14	<b>Mínimo clase 3</b> Minimum class 3 / Minimum classe 3	<b>Cumple la norma</b> Conforms to standard / Satisfait à la norme

## Porcebloc

GRUPO BIa (UGL) Absorción de agua < 0,5% GROUPE BIa (UGL) Water absorption < 0,5% GROUPE BIa (UGL) Absorption d'eau < 0,5%	NORMAS DE ENSAYO STANDARD / NORMES D'ESSAI	VALORES PRESCRITOS NORMA EN 14411 VALUE REQUIRED BY EN 14411 STANDARD / VALEURS PRESCRITES NORME EN 14411	VALOR MEDIO AVERAGE VALUE / VALEUR MOYENNE
<b>Características dimensionales</b> Dimensional features / Caractéristiques dimensionnelles	ISO 10545-2		<b>Cumple la norma</b> Conforms to standard / Satisfait à la norme
<b>Absorción de agua</b> Water absorption / Absorption d'eau	ISO 10545-3	< 0,5%	0,1%
<b>Resistencia a la flexión</b> Modulus of rupture / Résistance à la flexion	ISO 10545-4	> 35 N / mm <sup>2</sup>  > 1300 N	35 - 45 N / mm <sup>2</sup>  1800 - 2500 N
<b>Resistencia a la abrasión profunda (mm<sup>3</sup>)</b> Resistance to deep abrasion (mm <sup>3</sup> ) / Résistance à l'abrasion profonde (mm <sup>3</sup> )	ISO 10545-6	<b>Máx. 175 mm<sup>3</sup></b>	<b>110 - 130 mm<sup>3</sup></b>
<b>Dilatación térmica lineal</b> Linear thermal expansion / Dilatation thermique linéaire	ISO 10545-8	<b>Método de ensayo disponible</b> Test method available / Méthode d'essai disponible	<7,0 x 10 <sup>-6</sup> °C <sup>-1</sup>
<b>Resistencia al choque térmico</b> Thermal shock resistance / Résistance au choc thermique	ISO 10545-9	<b>Método de ensayo disponible</b> Test method available / Méthode d'essai disponible	<b>Resiste</b> Resists / Résiste
<b>Resistencia a la helada</b> Frost resistance / Résistance au gel	ISO 10545-12	<b>Método de ensayo disponible</b> Test method available / Méthode d'essai disponible	<b>Resiste</b> Resists / Résiste
<b>Resistencia química</b> Chemical resistance / Résistance chimique	ISO 10545-13	<b>Método de ensayo disponible</b> Test method available / Méthode d'essai disponible  <b>Mínimo UB</b> Minimum UB / Minimum UB	<b>Cumple la norma</b> Conforms to standard / Satisfait à la norme  <b>Clase UA</b> Class UA / Classe UA
<b>Resistencia a las manchas</b> Resistance to stains / Résistance aux taches	ISO 10545-14	<b>Mínimo clase 3</b> Minimum class 3 / Minimum classe 3	<b>Cumple la norma</b> Conforms to standard / Satisfait à la norme
<b>Resistencia al deslizamiento</b> Slip Resistance / Résistance au glissement	DIN 51130 UNE-ENV 12633 ASTM C 1028		<b>Según Modelos</b> According to models / Selon modèles

prismacer  
cerámica

---

#### RECOMENDACIONES PARA LA LIMPIEZA DE DECORADOS Y PIEZAS ESPECIALES

Debido a las características de los metales utilizados en la confección de estos productos. Es suficiente utilizar una bayeta húmeda y jabón líquido neutro. Si la pieza llevara protección no quitarla hasta que el producto esté colocado y limpio. No se atenderán reclamaciones una vez colocado el producto.

#### RECOMMENDATIONS FOR THE CLEANING OF DECORATIVE AND SPECIAL PIECES

Due to the characteristics of the metals used in the production of these pieces, only a damp cloth and neutral liquid soap are required to clean them. Any protective material should be left on the piece until it is fitted and clean. Complaints will not be considered once the product has been fitted.

#### RECOMMANDATIONS CONCERNANT LE NETTOYAGE DES DECORS ET PIECES SPECIALES

Dues aux caractéristiques des métaux utilisés lors de la confection de ses produits, il est suffisant d'utiliser une éponge humide et du savon neutre. Dans le cas où la pièce porterait une protection, ne pas l'enlever jusqu'à ce que le produit soit posé et nettoyé. Aucune réclamation ne sera acceptée une fois le produit Pamesa posé.

---

PRISSMACER CERÁMICA S.L.U. aplica una política de continuo desarrollo de sus productos y se reserva el derecho a realizar cambios en los productos, colores, especificaciones técnicas, packings y códigos sin previo aviso. PRISSMACER CERÁMICA S.L.U. ha realizado un esfuerzo considerable para que toda la información sea adecuada en el momento de la publicación del catálogo. A causa de las limitaciones del proceso de impresión los colores reproducidos pueden sufrir ligeras variaciones con respecto al producto original. PRISSMACER CERÁMICA S.L.U. informa que este catálogo tiene validez a nivel informativo y por tanto no se hace responsable de los posibles errores de impresión; reservándose el derecho de realizar modificaciones sin necesidad de preaviso.

PRISSMACER CERÁMICA S.L.U. operates a policy of continuous development and reserves the right to make changes to its products, colours, engineering specifications, packaging and codes without prior notice. PRISSMACER CERÁMICA S.L.U. has taken every effort to ensure that the information contained in the catalogue is correct at the time of publication. Due to the limitations of the printing process, the colours reproduced may vary slightly from the original product. PRISSMACER CERÁMICA S.L.U. advises that this catalogue is only valid for information purposes and therefore does not accept responsibility for any possible printing errors.

PRISSMACERCERÁMICAS.L.U.applique une politique de développement continu de ses produits et se réserve le droit de réaliser des changements, que ce soit de produits, couleurs, spécifications techniques, paquetages et codifications et cela sans en aviser préalablement l'acheteur. PRISSMACER CERÁMICAS.L.U. a réalisé un effort considérable pour que toute l'information donnée soit adéquate au moment de la publication du catalogue. Dues aux limitations du processus d'impression, les couleurs reproduites peuvent souffrir de légères variations avec le produit original. PRISSMACER CERÁMICA S.L.U. vous informe que les informations de ce catalogue sont données à titre informatif et qu'elle n'est pas responsable des possibles erreurs d'impression. De plus, elle se réserve le droit de modifier les informations sans préavis.

PRISSMACER CERÁMICA S.L.U.  
Camino Ratils, 23  
Polígono Industrial Colomer  
12200 Onda, Castellón (España)  
Tel: (+34) 964 500 226  
info@prissmacer.es  
@prissmacer\_tiles

**[www.prissmacer.es](http://www.prissmacer.es)**