



EXCELENCIA EN PULIDO  
*EXCELLENCE IN POLISH*  
*EXCELLENCE DU POLISSAGE*

# PORCELUX

PORCELÁNICO PULIDO / POLISHED PORCELAIN

Arabescato *NEW*

Calacatta

Calacatta Blue *NEW*

Carrara

Crepuscolo

Dolomita *NEW*

Dorian *NEW*

Dose

Garbi *NEW*

Larin

Line *NEW*

Morvedre

Naples *NEW*

Nepal *NEW*

Olympia

Orlando

Paonazzo *NEW*

Ponera *NEW*

Sena *NEW*

Statuarietto *NEW*

Tinzena





Arabescato NEW Porcelux



# Arabescato NEW

Arabescato Gris 75x150





Arabescato Gris



Arabescato Marrón






Arabescato Gold



**Malla Hex**  
Arabescato Gris  
32,5x22,5



**Malla Hex**  
Arabescato Marrón  
32,5x22,5




**Malla Hex**  
Arabescato Gold  
32,5x22,5




**Malla Tris**  
Arabescato Gris  
30x30 (5,7x5,7x5,7)




**Malla Tris**  
Arabescato Marrón  
30x30 (5,7x5,7x5,7)




**Malla Tris**  
Arabescato Gold  
30x30 (5,7x5,7x5,7)



**Malla**  
Arabescato Gris  
30x30 (5x5)



**Malla**  
Arabescato Marrón  
30x30 (5x5)



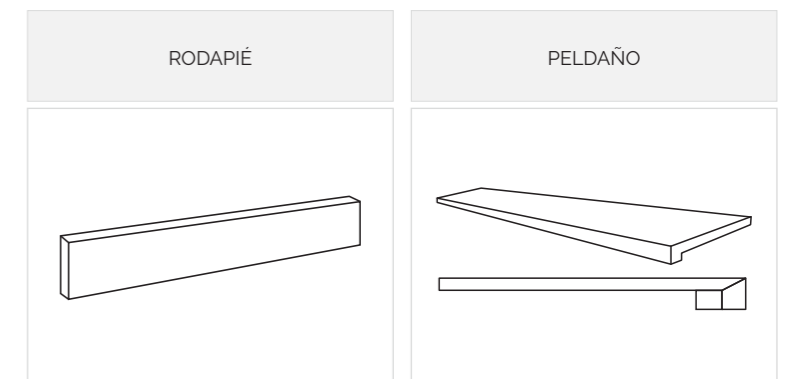
**Malla**  
Arabescato Gold  
30x30 (5x5)





Malla Arabescato Marrón 30x30 (5)  
Arabescato Marrón 60x120


**Piezas complementarias**  
Complementary Tiles / Pièces Complémentaires




32,5x22,5



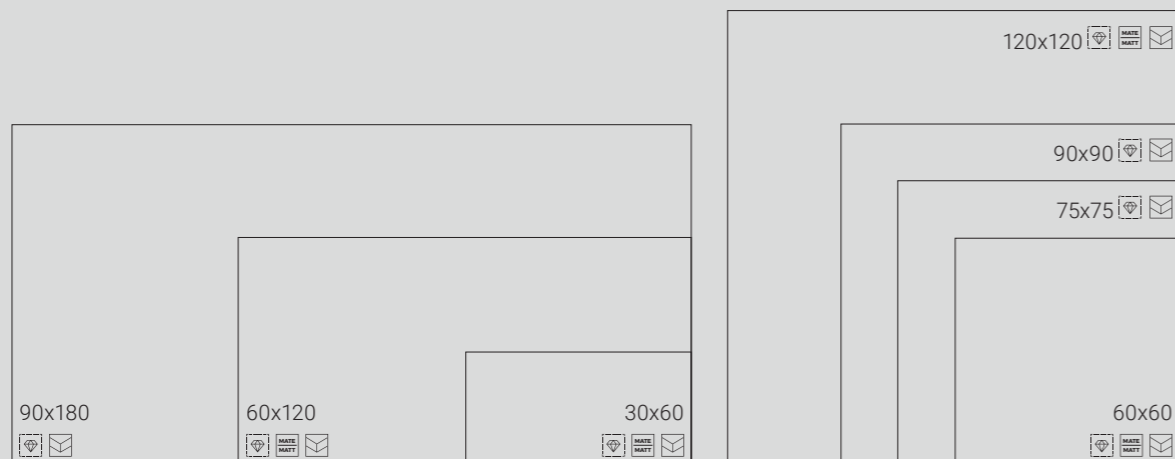
30x30  
(5,7x5,7x5,7)



30x30 (5x5)



**Formatos / Formats**



Formato	Pz/cj	Pz/pl	M²/cj	M²/pl	Cj/pl	Kg/cj	Kg/Total
30x60 (C)	6	288	1,08	51,84	48	22,00	1076
60x60	4	120	1,44	43,2	30	30,00	920
60x120	2	64	1,44	46,08	32	34,50	1129
120x120	1	36	1,44	51,84	36	38,40	1422,4
75x75	3	90	1,69	50,7	30	41,20	1256
75x150	1	40	1,13	45,2	40	28,00	1184
90x90	2	54	1,62	43,74	27	40,00	1110
90x180	1	24	1,62	38,88	24	45,50	1152
MALLA HEX	9	432	0,65	31,2	48	13,50	668
MALLA TRIS	7	336	0,63	30,24	48	15,40	759,2
MALLA (5)	11	462	1,00	42	42	23,00	986

Porcelux

30x60 / 60x60 / 60x120 / 120x120 / 75x75 / 75x150 / 90x90 / 90x180  
11.81"x23.62" / 23.62"x23.62" / 23.62"x47.24" / 47.24"x47.24" /  
29.53"x29.53" / 29.53"x59.06" / 35.43"x35.43" / 35.43"x70.87"





Calacatta — Porcelux



# Calacatta

Calacatta Bianco 60x120-75x75






Calacatta Blanco



**Malla Calacatta Blanco**  
30x30 (5x5)



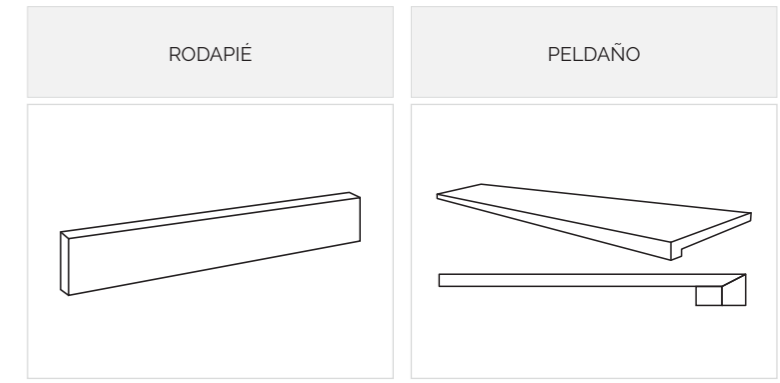
**Malla Hex Calacatta Blanco**  
32,5x22,5




**Malla Tris Calacatta Blanco**  
30x30 (5,7x5,7x5,7)

**Piezas complementarias**


Complementary Tiles / Pièces Complémentaires




32,5x22,5



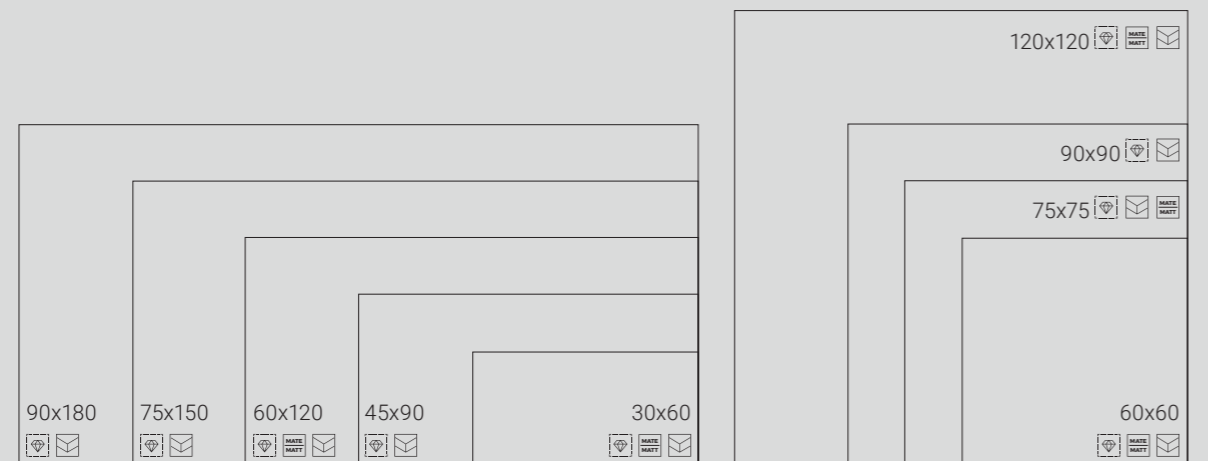
30x30  
(5,7x5,7x5,7)



30x30 (5x5)



**Formatos / Formats**



Formato	Pz/cj	Pz/pl	M²/cj	M²/pl	Cj/pl	Kg/cj	Kg/Total
30x60 (C)	6	288	1,08	51,84	48	22,00	1076
60x60	4	120	1,44	43,2	30	30,00	920
60x120	2	64	1,44	46,08	32	34,50	1129
120x120	1	36	1,44	51,84	36	38,40	1422,4
75x75	3	90	1,69	50,7	30	41,20	1256
75x150	1	40	1,13	45,2	40	28,00	1184
45x90	3	132	1,21	53,24	44	28,70	1282,8
90x90	2	54	1,62	43,74	27	40,00	1110
90x180	1	24	1,62	38,88	24	45,50	1152
MALLA HEX	9	432	0,65	31,2	48	13,50	668
MALLA TRIS	7	336	0,63	30,24	48	15,40	759,2
MALLA (5)	11	462	1,00	42	42	23,00	986

Porcelux

30x60 / 60x60 / 60x120 / 120x120 / 75x75 / 75x150 / 45x90 / 90x90 / 90x180  
 11.81"x23.62" / 23.62"x23.62" / 23.62"x47.24" / 47.24"x47.24" / 29.53"x29.53" /  
 29.53"x59.06" / 17.72"x35.43" / 35.43"x35.43" / 35.43"x70.87"





Calacatta Blue NEW — Porcelux




Calacatta Blue 120x120

# Calacatta Blue






Calacatta Blue



**Malla Calacatta Blue**  
30x30 (5x5)



**Malla Hex Calacatta Blue**  
32,5x22,5




**Malla Tris Calacatta Blue**  
30x30 (5,7x5,7x5,7)


**Piezas complementarias**  
Complementary Tiles / Pièces Complémentaires

RODAPIÉ	PELDAÑO


32,5x22,5



30x30  
(5,7x5,7x5,7)



30x30 (5x5)



**Formatos / Formats**

120x120	90x90	75x75	60x60
90x180	75x150	60x120	30x60



Formato	Pz/cj	Pz/pl	M²/cj	M²/pl	Cj/pl	Kg/cj	Kg/Total
30x60 (C)	6	288	1,08	51,84	48	22,00	1076
60x60	4	120	1,44	43,2	30	30,00	920
60x120	2	64	1,44	46,08	32	34,50	1129
120x120	1	36	1,44	51,84	36	38,40	1422,4
75x75	3	90	1,69	50,7	30	41,20	1256
75x150	1	40	1,13	45,2	40	28,00	1184
90x90	2	54	1,62	43,74	27	40,00	1110
90x180	1	24	1,62	38,88	24	45,50	1152
MALLA HEX	9	432	0,65	31,2	48	13,50	668
MALLA TRIS	7	336	0,63	30,24	48	15,40	759,2
MALLA (5)	11	462	1,00	42	42	23,00	986

**Porcelux** 30x60 / 60x60 / 60x120 / 90x180 / 120x120 / 75x75 / 75x150 / 90x90  
11.81"x23.62" / 23.62"x23.62" / 23.62"x47.24" / 35.43"x70.87" /  
47.24"x47.24" / 29.53"x29.53" / 29.53"x59.06" / 35.43"x35.43"





Carrara — Porcelux




Carrara White 30x60-60x60

# Carrara





Carrara White



**Malla Carrara White**  
30x30 (5x5)



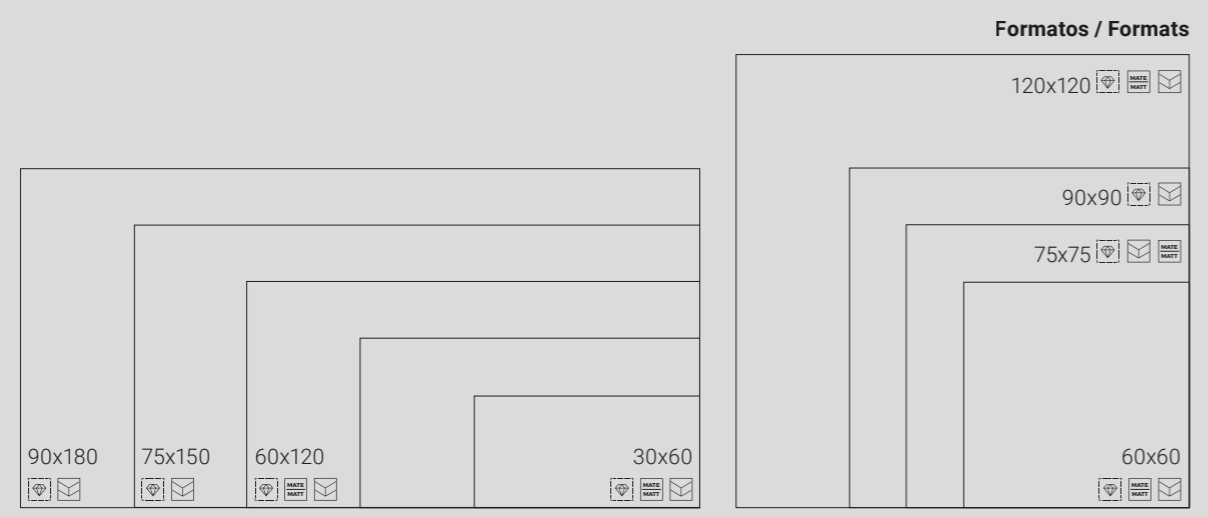
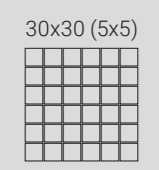
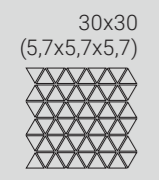
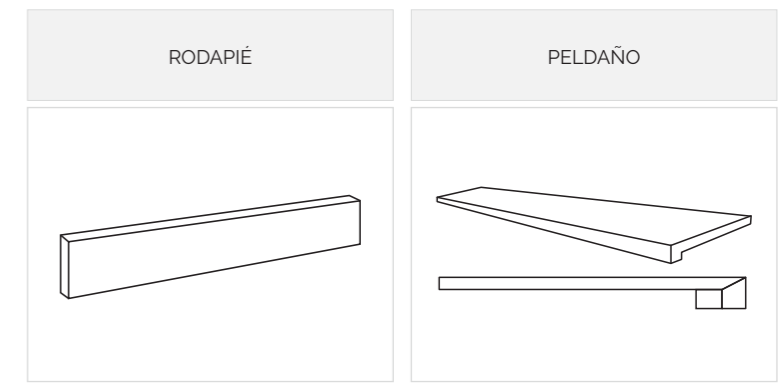
**Malla Hex Carrara White**  
32,5x22,5



**Malla Tris Carrara White**  
30x30 (5,7x5,7x5,7)

**Piezas complementarias**

Complementary Tiles / Pièces Complémentaires



Formato	Pz/cj	Pz/pl	M²/cj	M²/pl	Cj/pl	Kg/cj	Kg/Total
30x60 (C)	6	288	1,08	51,84	48	22,00	1076
60x60	4	120	1,44	43,2	30	30,00	920
60x120	2	64	1,44	46,08	32	34,50	1129
120x120	1	36	1,44	51,84	36	38,40	1422,4
75x75	3	90	1,69	50,7	30	41,20	1256
75x150	1	40	1,13	45,2	40	28,00	1184
90x90	2	54	1,62	43,74	27	40,00	1110
90x180	1	24	1,62	38,88	24	45,50	1152
MALLA HEX	9	432	0,65	31,2	48	13,50	668
MALLA TRIS	7	336	0,63	30,24	48	15,40	759,2
MALLA (5)	11	462	1,00	42	42	23,00	986

Porcelux  
 30x60 / 60x60 / 60x120 / 120x120 / 75x75 / 75x150 / 90x90 / 90x180  
 11.81"x23.62" / 23.62"x23.62" / 23.62"x47.24" / 47.24"x47.24" / 29.53"x29.53" /  
 29.53"x59.06" / 35.43"x35.43" / 35.43"x70.87"





Crepuscolo — Porcelux




Crepuscolo Pearl 120x120

# Crepuscolo





Crepuscolo Cream



Crepuscolo Pearl






Crepuscolo Cream 120x120  
Malla Crepuscolo Pearl 30x30 (5)


32,5x22,5




30x30  
(5,7x5,7x5,7)




30x30 (5x5)




Formatos / Formats




Malla Crepuscolo Pearl  
30x30 (5x5)



Malla Tris Crepuscolo Pearl  
30x30 (5,7x5,7x5,7)



Malla Hex Crepuscolo Pearl  
32,5x22,5



Malla Crepuscolo Cream  
30x30 (5x5)



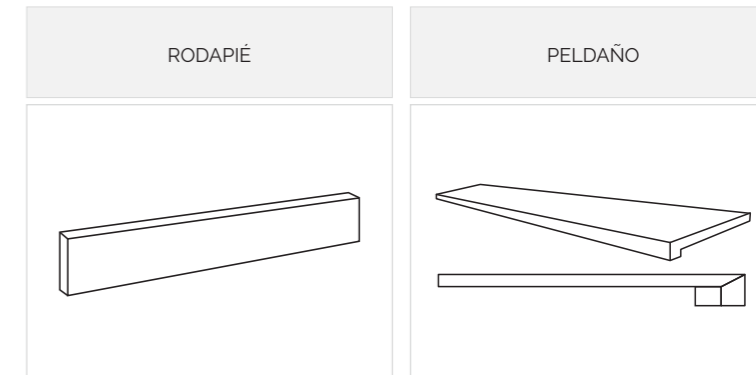
Malla Tris Crepuscolo Cream  
30x30 (5,7x5,7x5,7)



Malla Hex Crepuscolo Cream  
32,5x22,5

Piezas complementarias

Complementary Tiles / Pièces Complémentaires



Formato	Pz/cj	Pz/pl	M²/cj	M²/pl	Cj/pl	Kg/cj	Kg/Total
30x60 (C)	6	288	1,08	51,84	48	22,00	1076
60x60	4	120	1,44	43,2	30	30,00	920
60x120	2	64	1,44	46,08	32	34,50	1129
120x120	1	36	1,44	51,84	36	38,40	1422,4
75x75	3	90	1,69	50,7	30	41,20	1256
45x90	3	132	1,21	53,24	44	28,70	1282,8
90x180	1	24	1,62	38,88	24	45,50	1152
MALLA HEX	9	432	0,65	31,2	48	13,50	668
MALLA TRIS	7	336	0,63	30,24	48	15,40	759,2
MALLA (5)	11	462	1,00	42	42	23,00	986

Porcelux 30x60 / 60x60 / 60x120 / 120x120 / 75x75 / 45x90 / 90x180  
11.81"x23.62" / 23.62"x23.62" / 23.62"x47.24" / 47.24"x47.24" /  
29.53"x29.53" / 17.72"x35.43" / 35.43"x70.87"





Dolomita NEW Porcelux



Dolomita NEW

Dolomita White 30x60 - 60x60



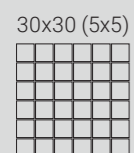
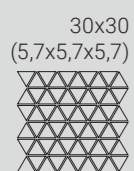
Dolomita White

Dolomita Cream







Malla Hex Dolomita Cream 32,5x22,5



Formatos / Formats




Malla Dolomita White  
30x30 (5x5)



Malla Tris Dolomita White  
30x30 (5,7x5,7x5,7)



Malla Hex Dolomita White  
32,5x22,5



Malla Dolomita Cream  
30x30 (5x5)



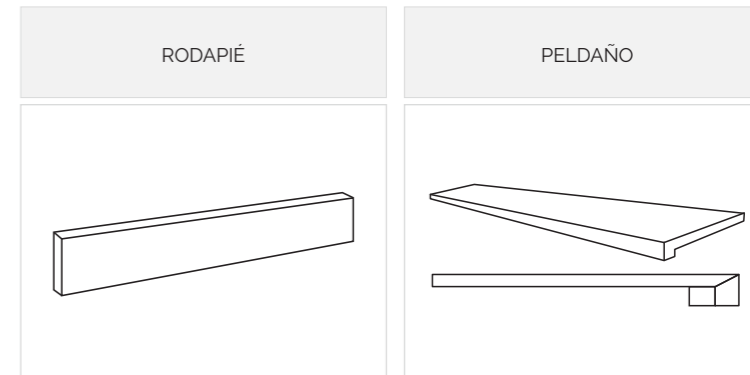
Malla Tris Dolomita Cream  
30x30 (5,7x5,7x5,7)



Malla Hex Dolomita Cream  
32,5x22,5

Piezas complementarias

Complementary Tiles / Pièces Complémentaires



Formato	Pz/cj	Pz/pl	M²/cj	M²/pl	Cj/pl	Kg/cj	Kg/Total
30x60 (C)	6	288	1,08	51,84	48	22,00	1076
60x60	4	120	1,44	43,2	30	30,00	920
60x120	2	64	1,44	46,08	32	34,50	1129
120x120	1	36	1,44	51,84	36	38,40	1422,4
75x75	3	90	1,69	50,7	30	41,20	1256
75x150	1	40	1,13	45,2	40	28,00	1184
90x90	2	54	1,62	43,74	27	40,00	1110
90x180	1	24	1,62	38,88	24	45,50	1152
MALLA HEX	9	432	0,65	31,2	48	13,50	668
MALLA TRIS	7	336	0,63	30,24	48	15,40	759,2
MALLA (5)	11	462	1,00	42	42	23,00	986

Porcelux 30x60 / 60x60 / 60x120 / 120x120 / 75x75 / 75x150 / 90x90 / 90x180  
 11.81"x23.62" / 23.62"x23.62" / 23.62"x47.24" / 47.24"x47.24" /  
 29.53"x29.53" / 29.53"x59.06" / 35.43"x35.43" / 35.43"x70.87"





Dorian NEW Porcelux




Dorian Gold 120x120

# Dorian NEW





Dorian Gold



**Malla Dorian Gold**  
30x30 (5x5)



**Malla Hex Dorian Gold**  
32,5x22,5



**Malla Tris Dorian Gold**  
30x30 (5,7x5,7x5,7)

**Piezas complementarias**


Complementary Tiles / Pièces Complémentaires

RODAPIÉ	PELDAÑO

32,5x22,5



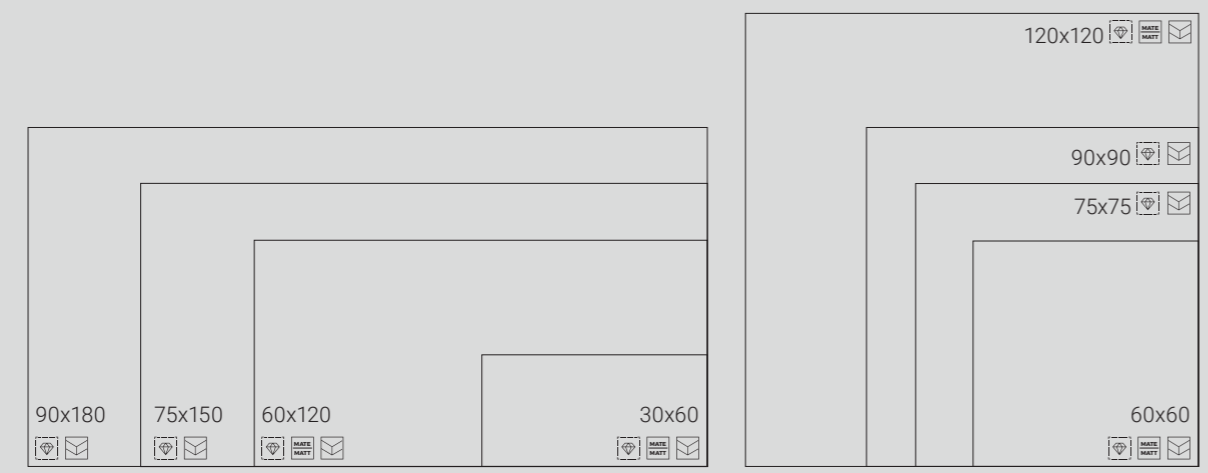
30x30  
(5,7x5,7x5,7)



30x30 (5x5)



**Formatos / Formats**



Formato	Pz/cj	Pz/pl	M²/cj	M²/pl	Cj/pl	Kg/cj	Kg/Total
30x60 (C)	6	288	1,08	51,84	48	22,00	1076
60x60	4	120	1,44	43,2	30	30,00	920
60x120	2	64	1,44	46,08	32	34,50	1129
120x120	1	36	1,44	51,84	36	38,40	1422,4
75x75	3	90	1,69	50,7	30	41,20	1256
75x150	1	40	1,13	45,2	40	28,00	1184
90x90	2	54	1,62	43,74	27	40,00	1110
90x180	1	24	1,62	38,88	24	45,50	1152
MALLA HEX	9	432	0,65	31,2	48	13,50	668
MALLA TRIS	7	336	0,63	30,24	48	15,40	759,2
MALLA (5)	11	462	1,00	42	42	23,00	986
<b>Porcelux</b>	30x60 / 60x60 / 60x120 / 120x120 / 75x75 / 75x150 / 90x90 / 90x180 / 11.81"x23.62" / 23.62"x23.62" / 23.62"x47.24" / 47.24"x47.24" / 29.53"x29.53" / 29.53"x59.06" / 35.43"x35.43" / 35.43"x70.87"						





Dose — Porcelux



Dose Pearl 60x120-60x60

Dose





Dose White

Dose Sand





**Dose Pearl**




**Dose Grey**





Malla Hex Dose Sand 32,5x22,5




Malla Hex Dose White  
32,5x22,5


Malla Hex Dose Sand  
32,5x22,5

Malla Hex Dose Pearl  
32,5x22,5


Malla Hex Dose Grey  
32,5x22,5




Malla Tris Dose White  
30x30 (5,7x5,7x5,7)




Malla Tris Dose Sand  
30x30 (5,7x5,7x5,7)



Malla Tris Dose Pearl  
30x30 (5,7x5,7x5,7)




Malla Tris Dose Grey  
30x30 (5,7x5,7x5,7)




Malla Dose White  
30x30 (5x5)



Malla Dose Sand  
30x30 (5x5)

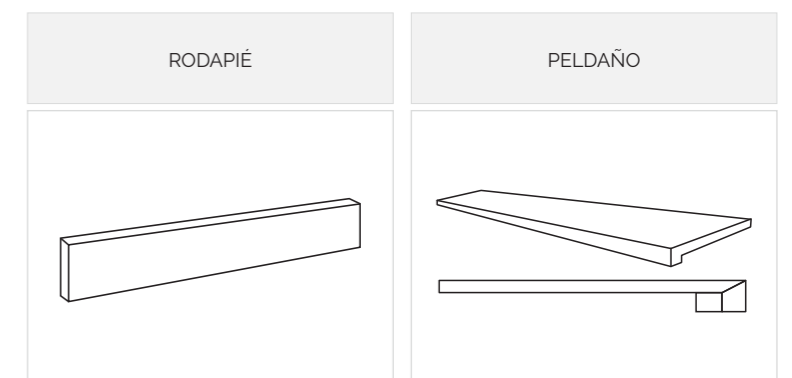


Malla Dose Pearl  
30x30 (5x5)



Malla Dose Grey  
30x30 (5x5)


**Piezas complementarias**  
Complementary Tiles / Pièces Complémentaires




32,5x22,5



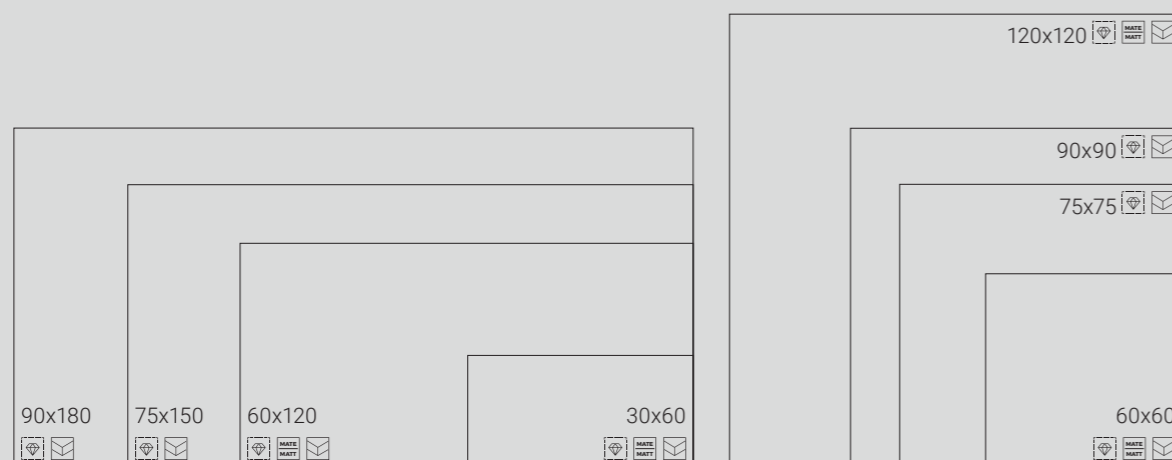
30x30  
(5,7x5,7x5,7)



30x30 (5x5)



**Formatos / Formats**



Formato	Pz/cj	Pz/pl	M <sup>2</sup> /cj	M <sup>2</sup> /pl	Cj/pl	Kg/cj	Kg/Total
30x60 (C)	6	288	1,08	51,84	48	22,00	1076
60x60	4	120	1,44	43,2	30	30,00	920
60x120	2	64	1,44	46,08	32	34,50	1129
120x120	1	36	1,44	51,84	36	38,40	1422,4
75x75	3	90	1,69	50,7	30	41,20	1256
75x150	1	40	1,13	45,2	40	28,00	1184
90x90	2	54	1,62	43,74	27	40,00	1110
90x180	1	24	1,62	38,88	24	45,50	1152
MALLA HEX	9	432	0,65	31,2	48	13,50	668
MALLA TRIS	7	336	0,63	30,24	48	15,40	759,2
MALLA (5)	11	462	1	42	42	23,10	990,2

Porcelux  
30x60 / 60x60 / 60x120 / 120x120 / 75x75 / 75x150 / 90x90 / 90x180  
11.81"x23.62" / 23.62"x23.62" / 23.62"x47.24" / 47.24"x47.24" /  
29.53"x29.53" / 29.53"x59.06" / 35.43"x35.43" / 35.43"x70.87"





Garbi NEW — Porcelux



**Garbi** NEW

Garbi Latte 75x75





Garbi Latte




Garbi Silver





Garbi Gray



Malla Hex Garbi Latte  
32,5x22,5

Malla Hex Garbi Silver  
32,5x22,5

Malla Hex Garbi Gray  
32,5x22,5



Malla Tris Garbi Latte  
30x30 (5,7x5,7x5,7)

Malla Tris Garbi Silver  
30x30 (5,7x5,7x5,7)

Malla Tris Garbi Gray  
30x30 (5,7x5,7x5,7)

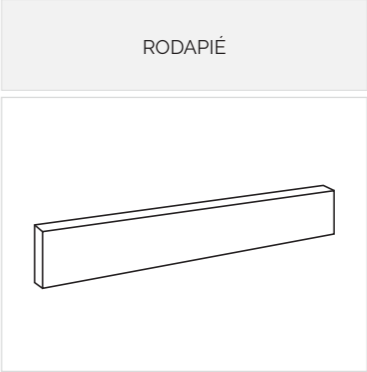


Malla Garbi Latte  
30x30 (5x5)

Malla Garbi Silver  
30x30 (5x5)

Malla Garbi Gray  
30x30 (5x5)


**Piezas complementarias**  
Complementary Tiles / Pièces Complémentaires




32,5x22,5



30x30  
(5,7x5,7x5,7)



30x30 (5x5)



**Formatos / Formats**



Formato	Pz/cj	Pz/pl	M <sup>2</sup> /cj	M <sup>2</sup> /pl	Cj/pl	Kg/cj	Kg/Total
30x60 (C)	6	288	1,08	51,84	48	22,00	1076
60x60	4	120	1,44	43,2	30	30,00	920
60x120	2	64	1,44	46,08	32	34,50	1129
120x120	1	36	1,44	51,84	36	38,40	1422,4
75x75	3	90	1,69	50,7	30	41,20	1256
75x150	1	40	1,13	45,2	40	28,00	1184
90x90	2	54	1,62	43,74	27	40,00	1110
90x180	1	24	1,62	38,88	24	45,50	1152
MALLA HEX	9	432	0,65	31,2	48	13,50	668
MALLA TRIS	7	336	0,63	30,24	48	15,40	759,2
MALLA (5)	11	462	1	42	42	23,10	990,2

Porcelux  
30x60 / 60x60 / 60x120 / 120x120 / 75x75 / 75x150 / 90x90 / 90x180  
11.81"x23.62" / 23.62"x23.62" / 23.62"x47.24" / 47.24"x47.24" /  
29.53"x29.53" / 29.53"x59.06" / 35.43"x35.43" / 35.43"x70.87"





Larin — Porcelux



Larin Marfil 120x120

# Larin






**Malla Larin Marfil**  
30x30 (5x5)



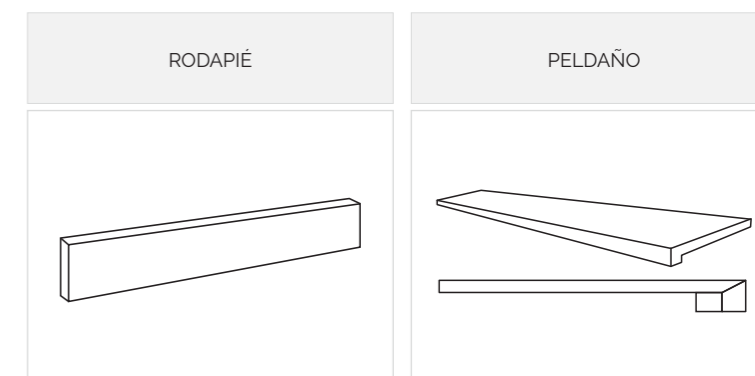
**Malla Hex Larin Marfil**  
32,5x22,5



**Malla Tris Larin Marfil**  
30x30 (5,7x5,7x5,7)

**Piezas complementarias**

Complementary Tiles / Pièces Complémentaires




Larin Marfil

32,5x22,5



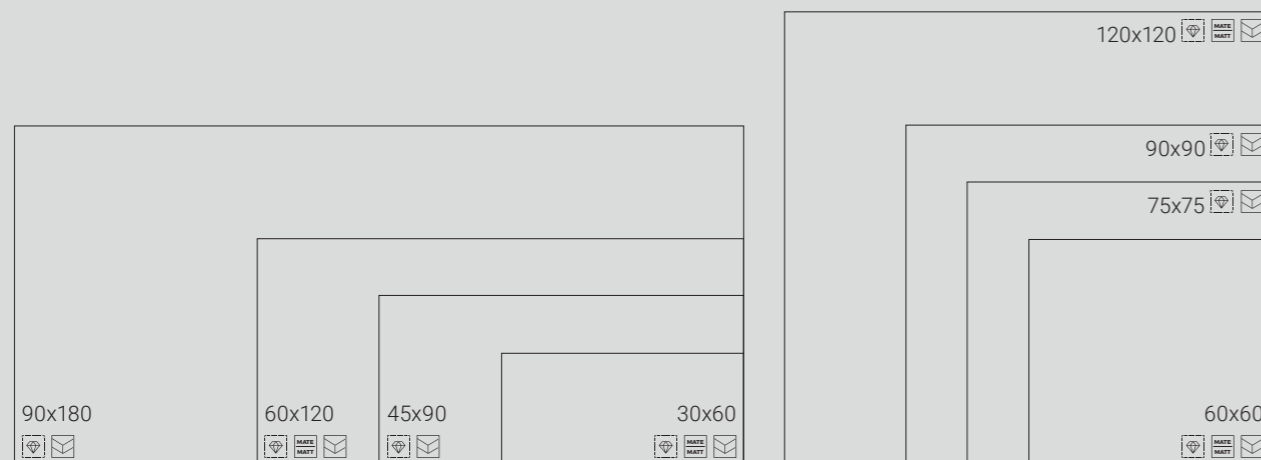
30x30  
(5,7x5,7x5,7)



30x30 (5x5)



**Formatos / Formats**



Formato	Pz/cj	Pz/pl	M²/cj	M²/pl	Cj/pl	Kg/cj	Kg/Total
30x60 (C)	6	288	1,08	51,84	48	22,00	1076
60x60	4	120	1,44	43,2	30	30,00	920
60x120	2	64	1,44	46,08	32	34,50	1129
120x120	1	36	1,44	51,84	36	38,40	1422,4
75x75	3	90	1,69	50,7	30	41,20	1256
45x90	3	132	1,21	53,24	44	28,70	1282,8
90x90	2	54	1,62	43,74	27	40,00	1110
90x180	1	24	1,62	38,88	24	45,50	1152
MALLA HEX	9	432	0,65	31,2	48	13,50	668
MALLA TRIS	7	336	0,63	30,24	48	15,40	759,2
MALLA (5)	11	462	1,00	42	42	23,00	986

**Porcelux** 30x60 / 60x60 / 60x120 / 120x120 / 75x75 / 45x90 / 90x90 / 90x180  
11.81"x23.62" / 23.62"x23.62" / 23.62"x47.24" / 47.24"x47.24" /  
29.53"x29.53" / 17.72"x35.43" / 35.43"x35.43" / 35.43"x70.87"





Line NEW — Porcelux



Line White 75x150

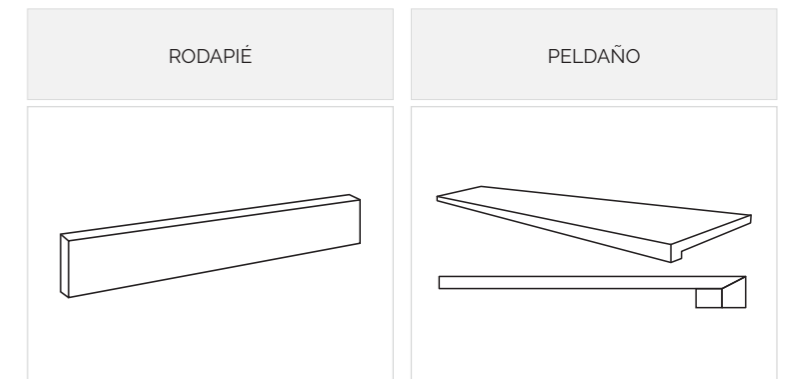
# Line NEW






Line White

**Piezas complementarias**  
Complementary Tiles / Pièces Complémentaires




Porcelux  
**Line NEW**


32,5x22,5



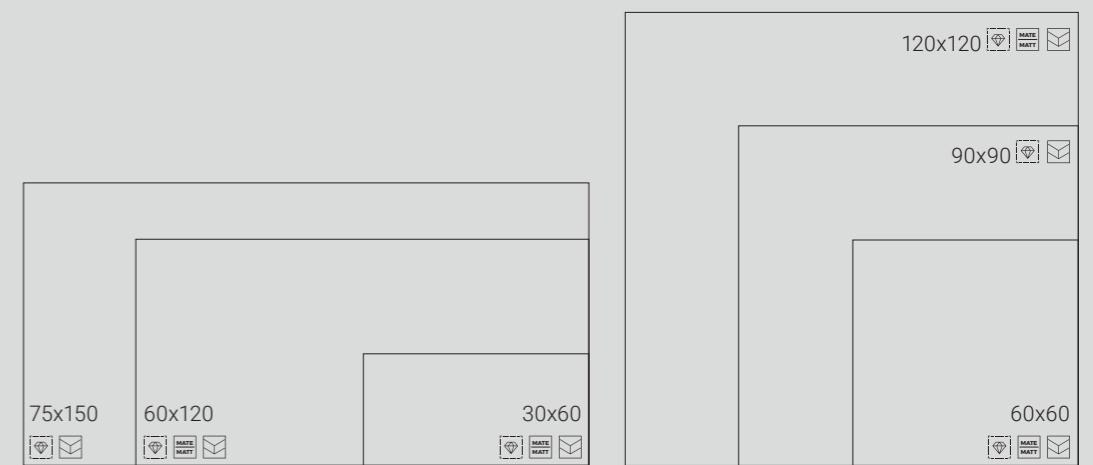
30x30  
(5,7x5,7x5,7)



30x30 (5x5)



**Formatos / Formats**



Formato	Pz/cj	Pz/pl	M²/cj	M²/pl	Cj/pl	Kg/cj	Kg/Total
30x60 (C)	6	288	1,08	51,84	48	22,00	1076
60x60	4	120	1,44	43,2	30	30,00	920
60x120	2	64	1,44	46,08	32	34,50	1129
120x120	1	36	1,44	51,84	36	38,40	1422,4
75x150	1	40	1,13	45,2	40	28,00	1184
90x90	2	54	1,62	43,74	27	40,00	1110
MALLA HEX	9	432	0,65	31,2	48	13,50	668
MALLA TRIS	7	336	0,63	30,24	48	15,40	759,2
MALLA (5)	11	462	1,00	42	42	23,00	986

**Porcelux** 30x60 / 60x60 / 60x120 / 120x120 / 75x75 / 75x150 / 90x90 / 90x180  
11.81"x23.62" / 23.62"x23.62" / 23.62"x47.24" / 47.24"x47.24" /  
29.53"x29.53" / 29.53"x59.06" / 35.43"x35.43" / 35.43"x70.87"





Morvedre — Porcelux



Morvedre Gris 120x120

# Morvedre





—  
**Morvedre Perla**



—  
**Morvedre Gris**





—  
**Morvedre Noce**



—  
**Morvedre Crema**





Morvedre Blanco



**Malla Hex Morvedre Perla**  
32,5x22,5



**Malla Hex Morvedre Gris**  
32,5x22,5




**Malla Hex Morvedre Noce**  
32,5x22,5




**Malla Hex Morvedre Crema**  
32,5x22,5




**Malla Hex Morvedre Blanco**  
32,5x22,5




**Malla Tris Morvedre Perla**  
30x30 (5,7x5,7x5,7)




**Malla Tris Morvedre Gris**  
30x30 (5,7x5,7x5,7)



**Malla Tris Morvedre Noce**  
30x30 (5,7x5,7x5,7)




**Malla Tris Morvedre Crema**  
30x30 (5,7x5,7x5,7)




**Malla Tris Morvedre Blanco**  
30x30 (5,7x5,7x5,7)



**Malla Morvedre Perla**  
30x30 (5x5)



**Malla Morvedre Gris**  
30x30 (5x5)



**Malla Morvedre Noce**  
30x30 (5x5)



**Malla Morvedre Crema**  
30x30 (5x5)



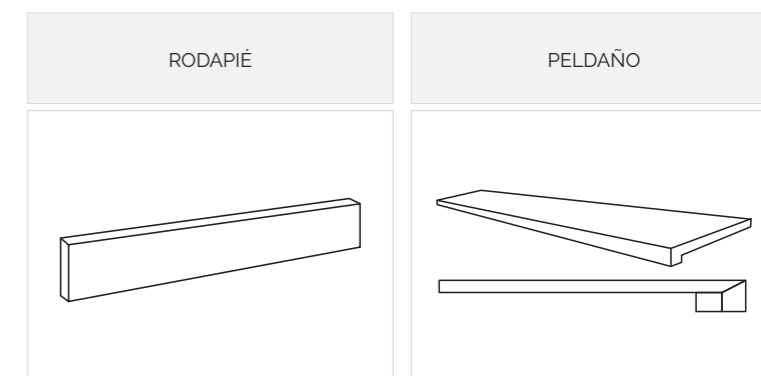
**Malla Morvedre Blanco**  
30x30 (5x5)





**Morvedre Blanco 30x60 - 60x60**  
**Malla Morvedre Blanco 30x30 (5)**


**Piezas complementarias**  
 Complementary Tiles / Pièces Complémentaires




32,5x22,5



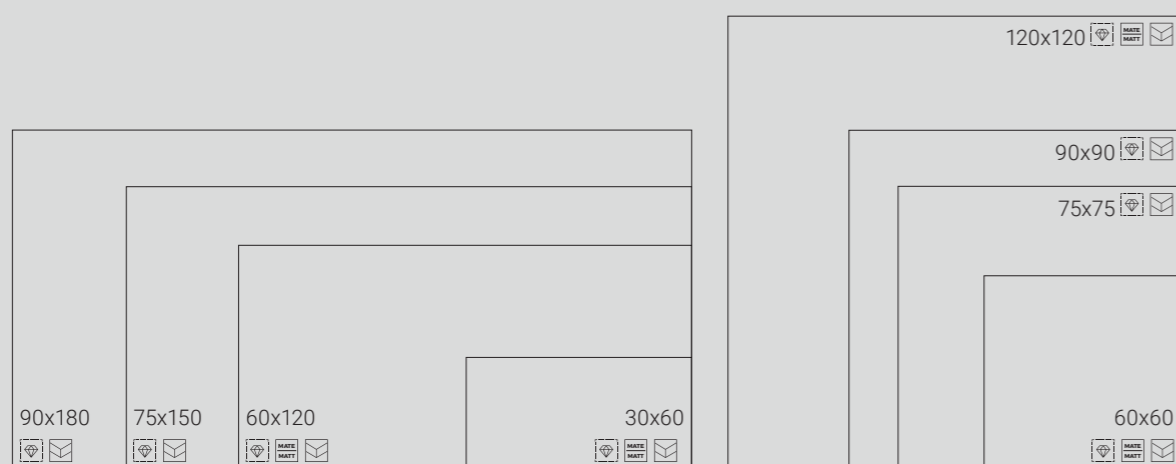
30x30  
 (5,7x5,7x5,7)



30x30 (5x5)



**Formatos / Formats**



Formato	Pz/cj	Pz/pl	M <sup>2</sup> /cj	M <sup>2</sup> /pl	Cj/pl	Kg/cj	Kg/Total
30x60 (C)	6	288	1,08	51,84	48	22,00	1076
60x60	4	120	1,44	43,2	30	30,00	920
60x120	2	64	1,44	46,08	32	34,50	1129
120x120	1	36	1,44	51,84	36	38,40	1422,4
75x75	3	90	1,69	50,7	30	41,20	1256
75x150	1	40	1,13	45,2	40	28,00	1184
90x90	2	54	1,62	43,74	27	40,00	1110
90x180	1	24	1,62	38,88	24	45,50	1152
MALLA HEX	9	432	0,65	31,2	48	13,50	668
MALLA TRIS	7	336	0,63	30,24	48	15,40	759,2
MALLA (5)	11	462	1	42	42	23,10	990,2

Porcelux 30x60 / 60x60 / 60x120 / 120x120 / 75x75 / 75x150 / 90x90 / 90x180  
 11.81"x23.62" / 23.62"x23.62" / 23.62"x47.24" / 47.24"x47.24" /  
 29.53"x29.53" / 29.53"x59.06" / 35.43"x35.43" / 35.43"x70.87"





Naples NEW Porcelux



# Naples NEW

Naples White 60x120





Naples White



**Malla Naples White**  
30x30 (5x5)



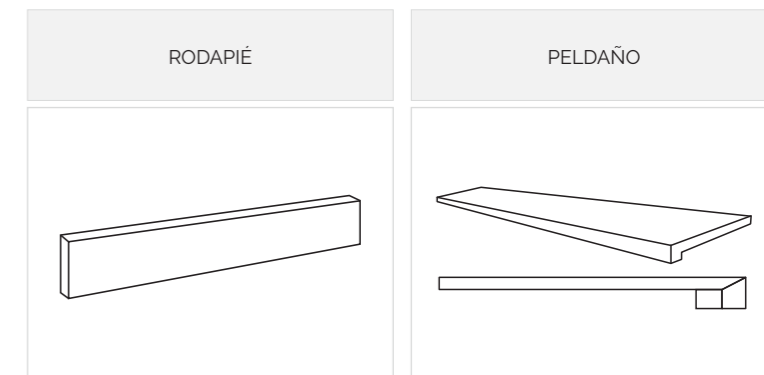
**Malla Hex Naples White**  
32,5x22,5



**Malla Tris Naples White**  
30x30 (5,7x5,7x5,7)

**Piezas complementarias**


Complementary Tiles / Pièces Complémentaires



32,5x22,5



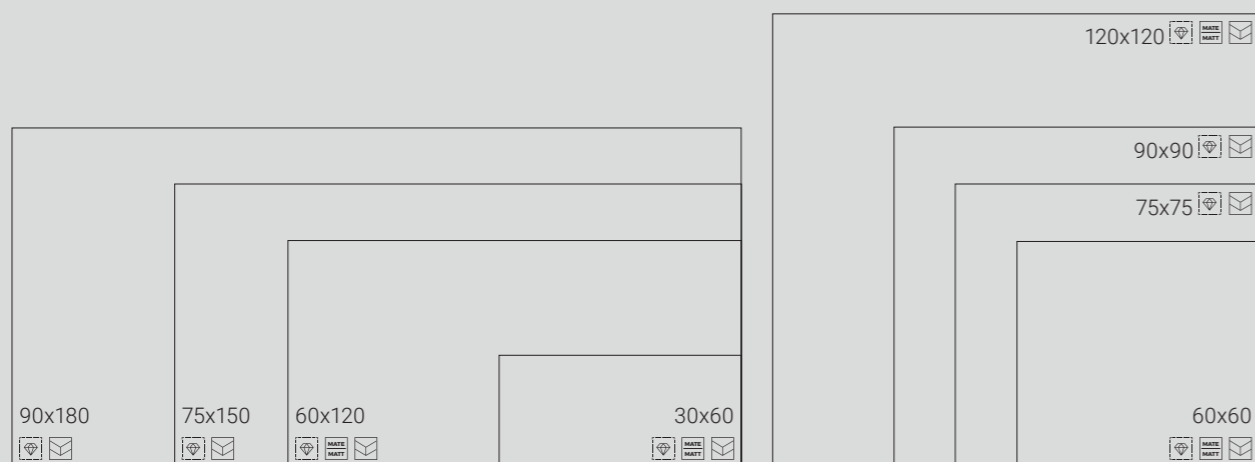
30x30  
(5,7x5,7x5,7)



30x30 (5x5)



**Formatos / Formats**



Formato	Pz/cj	Pz/pl	M²/cj	M²/pl	Cj/pl	Kg/cj	Kg/Total
30x60 (C)	6	288	1,08	51,84	48	22,00	1076
60x60	4	120	1,44	43,2	30	30,00	920
60x120	2	64	1,44	46,08	32	34,50	1129
120x120	1	36	1,44	51,84	36	38,40	1422,4
75x75	3	90	1,69	50,7	30	41,20	1256
75x150	1	40	1,13	45,2	40	28,00	1184
90x90	2	54	1,62	43,74	27	40,00	1110
90x180	1	24	1,62	38,88	24	45,50	1152
MALLA HEX	9	432	0,65	31,2	48	13,50	668
MALLA TRIS	7	336	0,63	30,24	48	15,40	759,2
MALLA (5)	11	462	1,00	42	42	23,00	986

**Porcelux**

30x60 / 60x60 / 60x120 / 75x150 / 120x120 / 75x75 / 90x180  
11.81"x23.62" / 23.62"x23.62" / 29.52"x59.05" / 23.62"x47.24" /  
47.24"x47.24" / 29.53"x29.53" / 35.43"x70.87"





Nepal NEW — Porcelux



Nepal NEW

Nepal 90x90






Nepal



**Malla Nepal**  
30x30 (5x5)



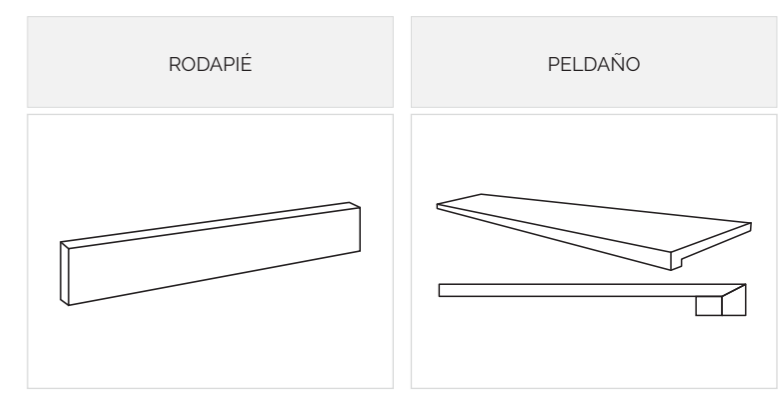
**Malla Hex Nepal**  
32,5x22,5



**Malla Tris Nepal**  
30x30 (5,7x5,7x5,7)

**Piezas complementarias**

Complementary Tiles / Pièces Complémentaires



32,5x22,5



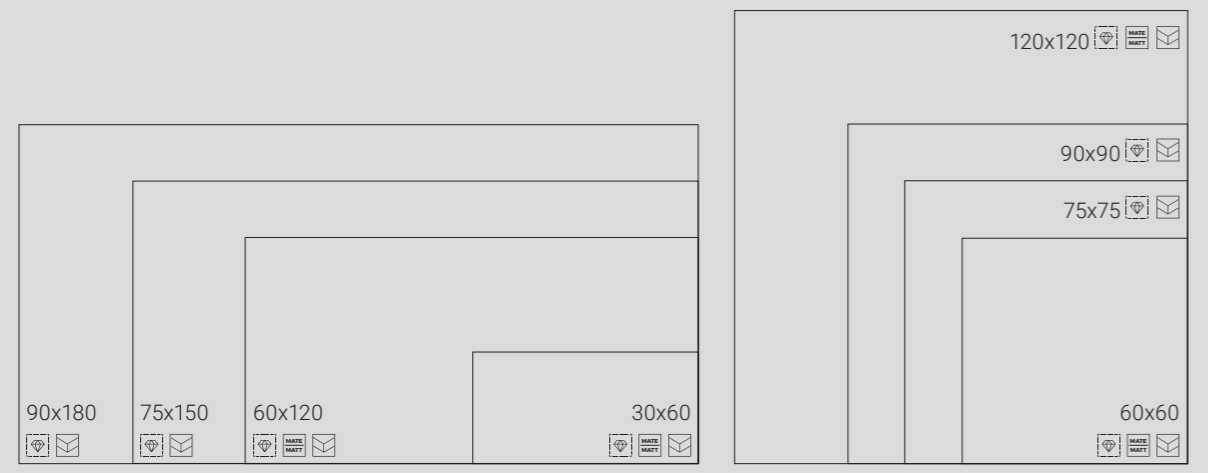
30x30  
(5,7x5,7x5,7)



30x30 (5x5)



**Formatos / Formats**



Formato	Pz/cj	Pz/pl	M²/cj	M²/pl	Cj/pl	Kg/cj	Kg/Total
30x60 (C)	6	288	1,08	51,84	48	22,00	1076
60x60	4	120	1,44	43,2	30	30,00	920
60x120	2	64	1,44	46,08	32	34,50	1129
120x120	1	36	1,44	51,84	36	38,40	1422,4
75x75	3	90	1,69	50,7	30	41,20	1256
75x150	1	40	1,13	45,2	40	28,00	1184
90x90	2	54	1,62	43,74	27	40,00	1110
90x180	1	24	1,62	38,88	24	45,50	1152
MALLA HEX	9	432	0,65	31,2	48	13,50	668
MALLA TRIS	7	336	0,63	30,24	48	15,40	759,2
MALLA (5)	11	462	1,00	42	42	23,00	986

**Porcelux** 30x60 / 60x60 / 60x120 / 90x180 / 120x120 / 75x75 / 75x150 / 90x90  
 11.81"x23.62" / 23.62"x23.62" / 23.62"x47.24" / 35.43"x70.87" /  
 47.24"x47.24" / 29.53"x29.53" / 29.53"x59.06" / 35.43"x35.43"





Olympia — Porcelux



Olympia Gris 90x90

olympia





Olympia Perla 75x150-75x75





Olympia Arena



Olympia Topo






Olympia Perla



Olympia Gris







Olympia Marengo




**Malla Hex Olympia Arena**  
32,5x22,5




**Malla Hex Olympia Topo**  
32,5x22,5



**Malla Hex Olympia Perla**  
32,5x22,5




**Malla Hex Olympia Gris**  
32,5x22,5




**Malla Hex Olympia Marengo**  
32,5x22,5




**Malla Tris Olympia Arena**  
30x30 (5,7x5,7x5,7)




**Malla Tris Olympia Topo**  
30x30 (5,7x5,7x5,7)




**Malla Tris Olympia Perla**  
30x30 (5,7x5,7x5,7)




**Malla Tris Olympia Gris**  
30x30 (5,7x5,7x5,7)




**Malla Tris Olympia Marengo**  
30x30 (5,7x5,7x5,7)




**Malla Olympia Arena**  
30x30 (5x5)




**Malla Olympia Topo**  
30x30 (5x5)



**Malla Olympia Perla**  
30x30 (5x5)



**Malla Olympia Gris**  
30x30 (5x5)



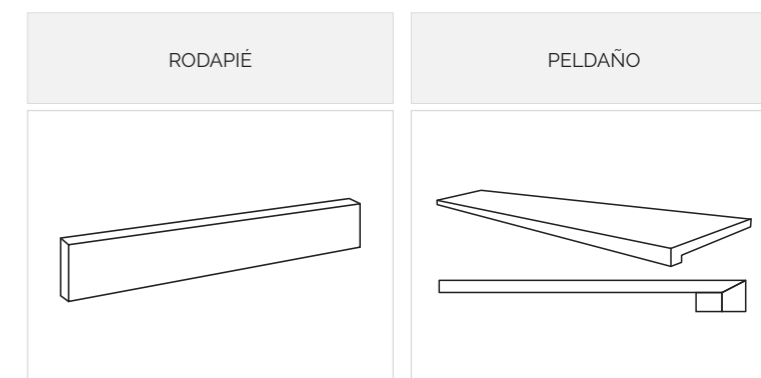
**Malla Olympia Marengo**  
30x30 (5x5)





Olympia Marengo 30x60-60x60  
Malla Olympia Marengo 30x30 (5)

**Piezas complementarias**  
Complementary Tiles / Pièces Complémentaires




32,5x22,5



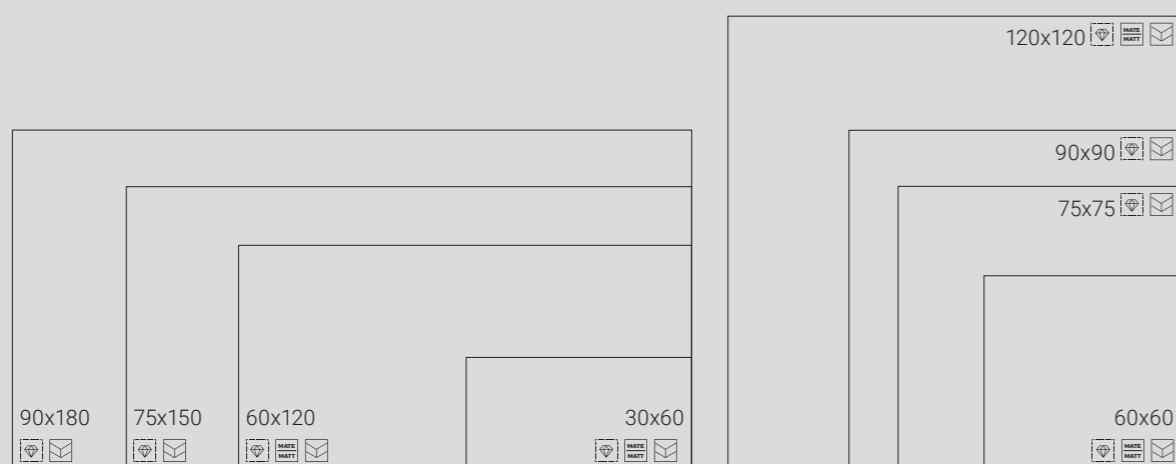
30x30  
(5,7x5,7x5,7)



30x30 (5x5)



**Formatos / Formats**



Formato	Pz/cj	Pz/pl	M²/cj	M²/pl	Cj/pl	Kg/cj	Kg/Total
30x60 (C)	6	288	1,08	51,84	48	22,00	1076
60x60	4	120	1,44	43,2	30	30,00	920
60x120	2	64	1,44	46,08	32	34,50	1129
120x120	1	36	1,44	51,84	36	38,40	1422,4
75x75	3	90	1,69	50,7	30	41,20	1256
75x150	1	40	1,13	45,2	40	28,00	1184
90x90	2	54	1,62	43,74	27	40,00	1110
90x180	1	24	1,62	38,88	24	45,50	1152
MALLA HEX	9	432	0,65	31,2	48	13,50	668
MALLA TRIS	7	336	0,63	30,24	48	15,40	759,2
MALLA (5)	11	462	1	42	42	23,10	990,2

Porcelux  
30x60 / 60x60 / 60x120 / 120x120 / 75x75 / 75x150 / 90x90 / 90x180  
11.81"x23.62" / 23.62"x23.62" / 23.62"x47.24" / 47.24"x47.24" /  
29.53"x29.53" / 29.53"x59.06" / 35.43"x35.43" / 35.43"x70.87"





Orlando — Porcelux



Orlando Greige 120x120

Orlando





Orlando Greige



Orlando Cream





Orlando White



Malla Hex Orlando Greige  
32,5x22,5



Malla Hex Orlando Cream  
32,5x22,5




Malla Hex Orlando White  
32,5x22,5




Malla Tris Orlando Greige  
30x30 (5,7x5,7x5,7)



Malla Tris Orlando Cream  
30x30 (5,7x5,7x5,7)



Malla Tris Orlando White  
30x30 (5,7x5,7x5,7)



Malla Orlando Greige  
30x30 (5x5)

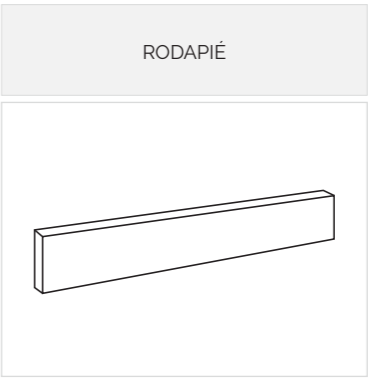


Malla Orlando Cream  
30x30 (5x5)




Malla Orlando White  
30x30 (5x5)


**Piezas complementarias**  
Complementary Tiles / Pièces Complémentaires




32,5x22,5




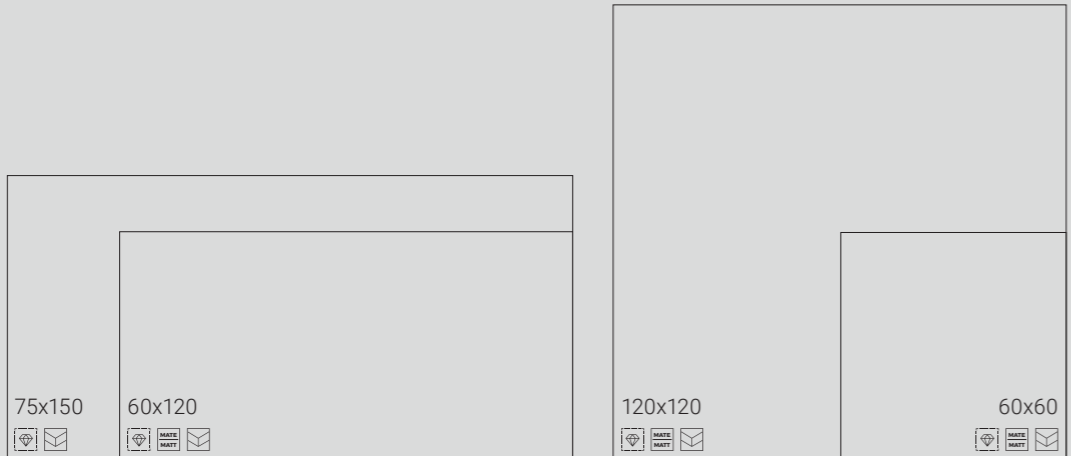
30x30  
(5,7x5,7x5,7)



30x30 (5x5)



**Formatos / Formats**



Formato	Pz/cj	Pz/pl	M²/cj	M²/pl	Cj/pl	Kg/cj	Kg/Total
60x60	4	120	1,44	43,2	30	30,00	920
60x120	2	64	1,44	46,08	32	34,50	1129
120x120	1	36	1,44	51,84	36	38,40	1422,4
75x150	1	40	1,13	45,2	40	28,00	1184
MALLA HEX	9	432	0,65	31,2	48	13,50	668
MALLA TRIS	7	336	0,63	30,24	48	15,40	759,2
MALLA (5)	11	462	1,00	42	42	23,00	986

Porcelux 60x60 / 60x120 / 120x120 / 75x150  
23.62"x23.62" / 23.62"x47.24" / 47.24"x47.24" / 29.53"x59.06"






Paonazzo NEW Porcelux



Paonazzo

Paonazzo Gold 30x60





**Malla**  
Paonazzo Gold  
30x30 (5x5)

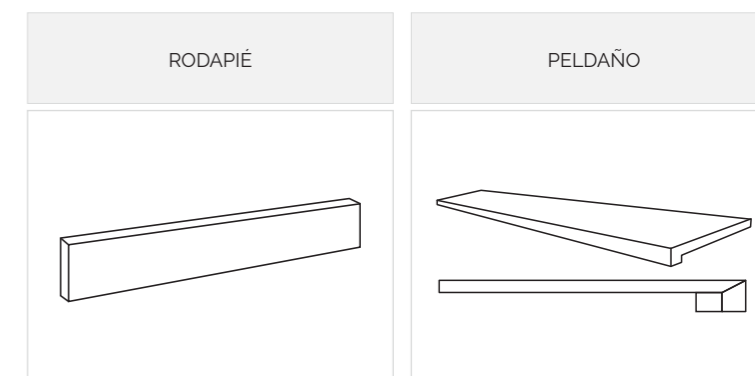


**Malla Hex**  
Paonazzo Gold  
32,5x22,5




**Malla Tris**  
Paonazzo Gold  
30x30 (5,7x5,7x5,7)

**Piezas complementarias**  
Complementary Tiles / Pièces Complémentaires




Paonazzo Gold


32,5x22,5



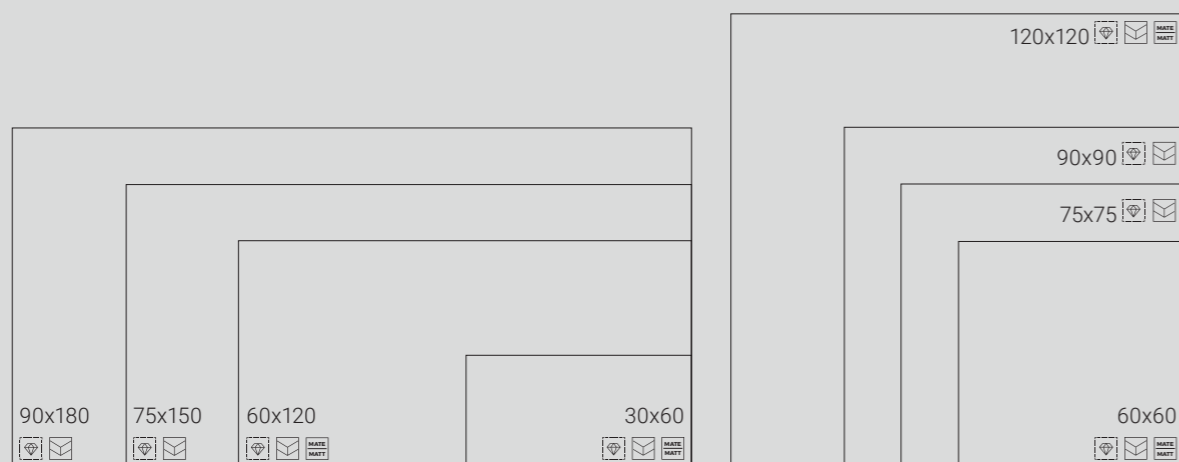
30x30  
(5,7x5,7x5,7)



30x30 (5x5)



**Formatos / Formats**



Formato	Pz/cj	Pz/pl	M²/cj	M²/pl	Cj/pl	Kg/cj	Kg/Total
30x60 (C)	6	288	1,08	51,84	48	22,00	1076
60x60	4	120	1,44	43,2	30	30,00	920
60x120	2	64	1,44	46,08	32	34,50	1129
120x120	1	36	1,44	51,84	36	38,40	1422,4
75x75	3	90	1,69	50,7	30	41,20	1256
75x150	1	40	1,13	45,2	40	28,00	1184
90x90	2	54	1,62	43,74	27	40,00	1110
90x180	1	24	1,62	38,88	24	45,50	1152
MALLA HEX	9	432	0,65	31,2	48	13,50	668
MALLA TRIS	7	336	0,63	30,24	48	15,40	759,2
MALLA (5)	11	462	1,00	42	42	23,00	986

Porcelux  
30x60 / 60x60 / 60x120 / 120x120 / 75x75 / 75x150 / 90x90 / 90x180  
11.81"x23.62" / 23.62"x23.62" / 23.62"x47.24" / 47.24"x47.24" /  
29.53"x29.53" / 29.53"x59.06" / 35.43"x35.43" / 35.43"x70.87"





Ponera NEW — Porcelux



# Ponera NEW

Ponera Hot 60x120 - 120x120





Ponera Hot



Ponera Cold






Ponera Cold 120x120




Malla Ponera Hot  
30x30 (5x5)




Malla Tris Ponera Hot  
30x30 (5,7x5,7x5,7)




Malla Hex Ponera Hot  
32,5x22,5



Malla Ponera Cold  
30x30 (5x5)



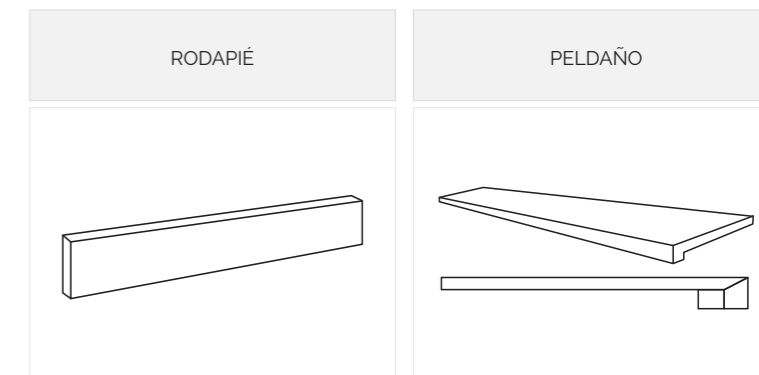
Malla Tris Ponera Cold  
30x30 (5,7x5,7x5,7)



Malla Hex Ponera Cold  
32,5x22,5

**Piezas complementarias**


Complementary Tiles / Pièces Complémentaires




32,5x22,5



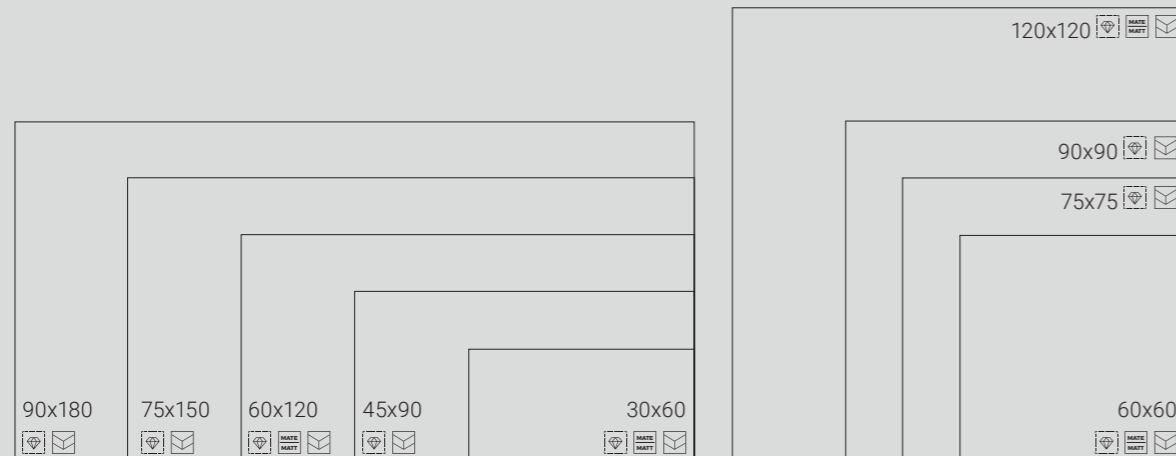
30x30  
(5,7x5,7x5,7)



30x30 (5x5)



**Formatos / Formats**



Formato	Pz/cj	Pz/pl	M²/cj	M²/pl	Cj/pl	Kg/cj	Kg/Total
30x60 (C)	6	288	1,08	51,84	48	22,00	1076
60x60	4	120	1,44	43,2	30	30,00	920
60x120	2	64	1,44	46,08	32	34,50	1129
120x120	1	36	1,44	51,84	36	38,40	1422,4
75x75	3	90	1,69	50,7	30	41,20	1256
75x150	1	40	1,13	45,2	40	28,00	1184
90x90	2	54	1,62	43,74	27	40,00	1110
90x180	1	24	1,62	38,88	24	45,50	1152
MALLA HEX	9	432	0,65	31,2	48	13,50	668
MALLA TRIS	7	336	0,63	30,24	48	15,40	759,2
MALLA (5)	11	462	1,00	42	42	23,00	986

Porcelux 30x60 / 60x60 / 60x120 / 120x120 / 75x75 / 75x150 / 90x90 / 90x180  
11.81"x23.62" / 23.62"x23.62" / 23.62"x47.24" / 47.24"x47.24" /  
29.53"x29.53" / 29.53"x59.06" / 35.43"x35.43" / 35.43"x70.87"





Sena NEW — Porcelux



Sena NEW

Sena Perla 60x120  
Sena Crema 120x120





Sena Crema 75x150 - 75x75





Sena Perla



Sena Crema






**Sena Perla Mate 60x120 - 120x120**  
**Malla Sena Perla Mate 30x30 (5x5)**


32,5x22,5



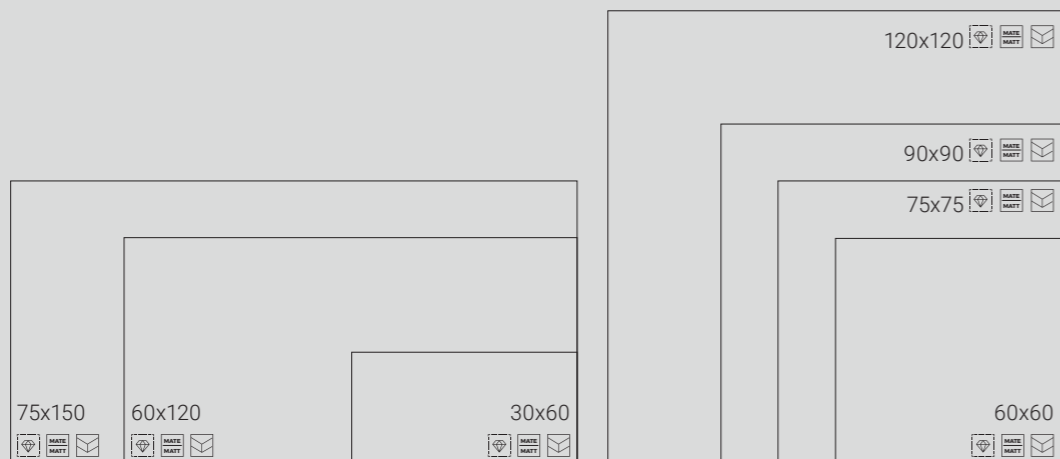
30x30  
(5,7x5,7x5,7)



30x30 (5x5)



**Formatos / Formats**



**Malla Sena Perla**  
30x30 (5x5)




**Malla Tris Sena Perla**  
30x30 (5,7x5,7x5,7)



**Malla Hex Sena Perla**  
32,5x22,5



**Malla Sena Crema**  
30x30 (5x5)



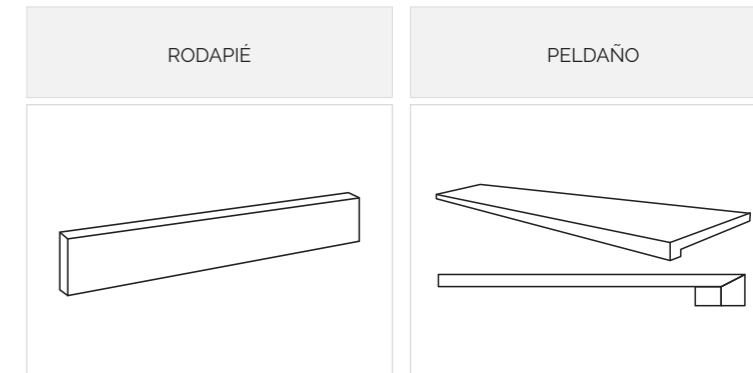
**Malla Tris Sena Crema**  
30x30 (5,7x5,7x5,7)



**Malla Hex Sena Crema**  
32,5x22,5

**Piezas complementarias**


Complementary Tiles / Pièces Complémentaires



Formato	Pz/cj	Pz/pl	M²/cj	M²/pl	Cj/pl	Kg/cj	Kg/Total
30x60 (C)	6	288	1,08	51,84	48	22,00	1076
60x60	4	120	1,44	43,2	30	30,00	920
60x120	2	64	1,44	46,08	32	34,50	1129
120x120	1	36	1,44	51,84	36	38,40	1422,4
75x75	3	90	1,69	50,7	30	41,20	1256
75x150	1	40	1,13	45,2	40	28,00	1184
90x90	2	54	1,62	43,74	27	40,00	1110
MALLA HEX	9	432	0,65	31,2	48	13,50	668
MALLA TRIS	7	336	0,63	30,24	48	15,40	759,2
MALLA (5)	11	462	1,00	42	42	23,00	986

**Porcelux** 30x60 / 60x60 / 60x120 / 120x120 / 75x75 / 75x150 / 90x90  
 11.81"x23.62" / 23.62"x23.62" / 23.62"x47.24" / 47.24"x47.24" /  
 29.53"x29.53" / 29.53"x59.06" / 35.43"x35.43"





Statuarietto NEW Porcelux




# Statuarietto NEW

Statuarietto White 75x150





Statuarietto White



**Malla Statuarietto White**  
30x30 (5x5)



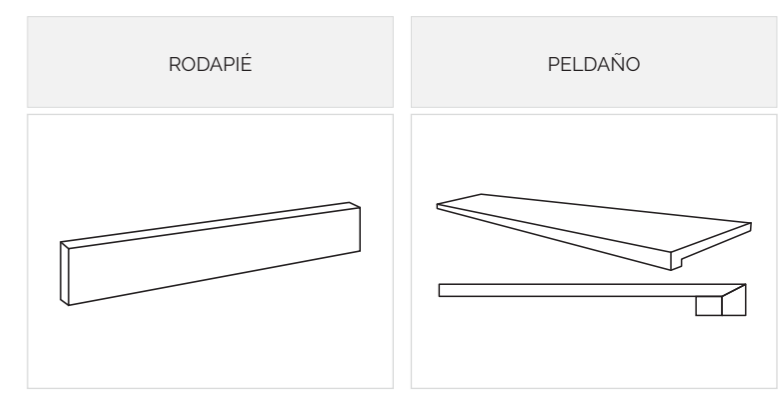
**Malla Hex Statuarietto White**  
32,5x22,5



**Malla Tris Statuarietto White**  
30x30 (5,7x5,7x5,7)

**Piezas complementarias**

Complementary Tiles / Pièces Complémentaires




32,5x22,5



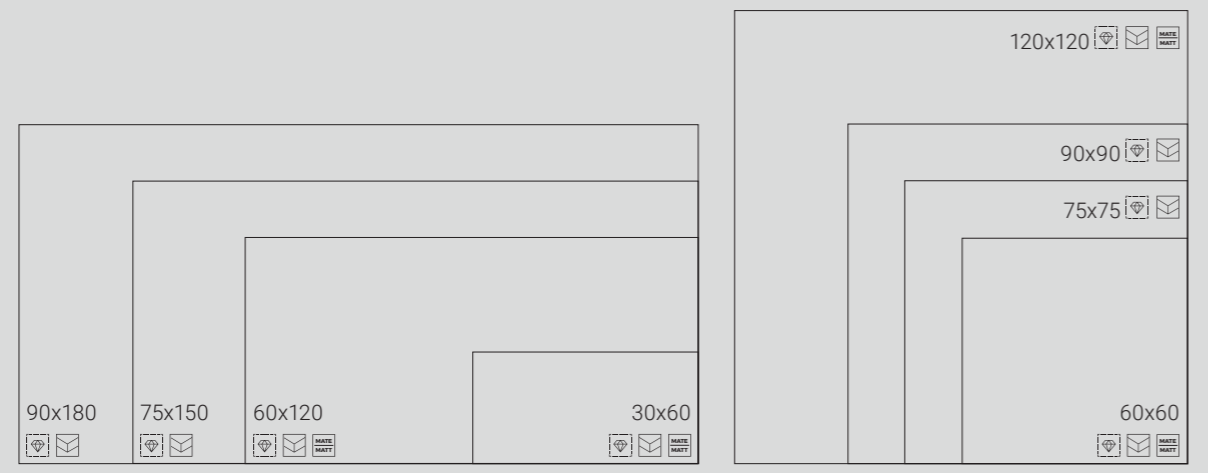
30x30  
(5,7x5,7x5,7)



30x30 (5x5)



**Formatos / Formats**



Formato	Pz/cj	Pz/pl	M²/cj	M²/pl	Cj/pl	Kg/cj	Kg/Total
30x60 (C)	6	288	1,08	51,84	48	22,00	1076
60x60	4	120	1,44	43,2	30	30,00	920
60x120	2	64	1,44	46,08	32	34,50	1129
120x120	1	36	1,44	51,84	36	38,40	1422,4
75x75	3	90	1,69	50,7	30	41,20	1256
75x150	1	40	1,13	45,2	40	28,00	1184
90x90	2	54	1,62	43,74	27	40,00	1110
90x180	1	24	1,62	38,88	24	45,50	1152
MALLA HEX	9	432	0,65	31,2	48	13,50	668
MALLA TRIS	7	336	0,63	30,24	48	15,40	759,2
MALLA (5)	11	462	1,00	42	42	23,00	986

Porcelux

30x60 / 60x60 / 60x120 / 120x120 / 75x75 / 75x150 / 90x90 / 90x180  
 11.81"x23.62" / 23.62"x23.62" / 23.62"x47.24" / 47.24"x47.24" /  
 29.53"x29.53" / 29.53"x59.06" / 35.43"x35.43" / 35.43"x70.87"





Tinenza — Porcelux



Tinenza 120x120


Tinenza





Tinenza 60x60

Tinenza



Malla Tinenza  
30x30 (5x5)



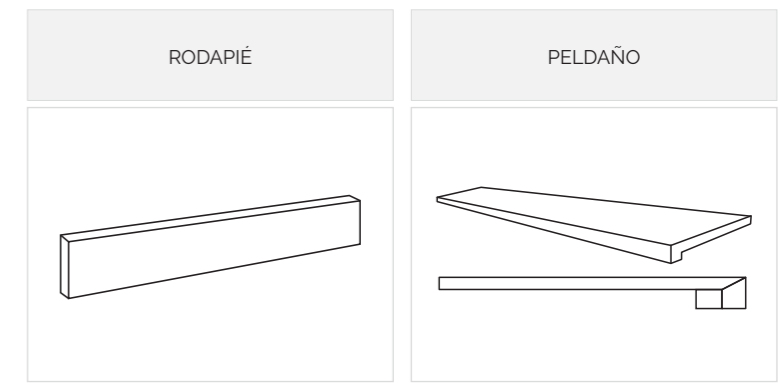
Malla Hex Tinenza  
32,5x22,5




Malla Tris Tinenza  
30x30 (5,7x5,7x5,7)

**Piezas complementarias**

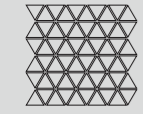
Complementary Tiles / Pièces Complémentaires




32,5x22,5



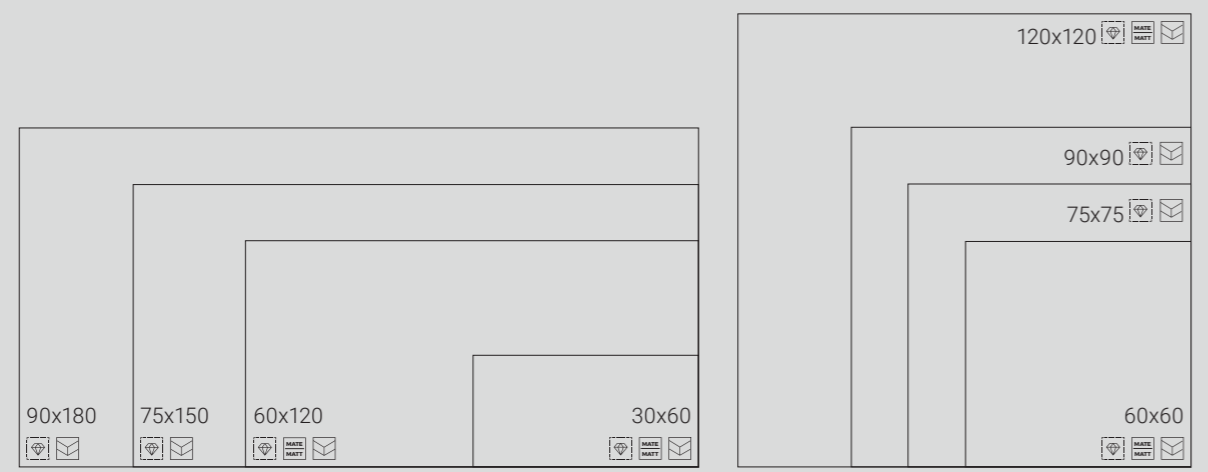
30x30  
(5,7x5,7x5,7)



30x30 (5x5)



**Formatos / Formats**



Formato	Pz/cj	Pz/pl	M²/cj	M²/pl	Cj/pl	Kg/cj	Kg/Total
30x60 (C)	6	288	1,08	51,84	48	22,00	1076
60x60	4	120	1,44	43,2	30	30,00	920
60x120	2	64	1,44	46,08	32	34,50	1129
120x120	1	36	1,44	51,84	36	38,40	1422,4
75x75	3	90	1,69	50,7	30	41,20	1256
75x150	1	40	1,13	45,2	40	28,00	1184
90x90	2	54	1,62	43,74	27	40,00	1110
90x180	1	24	1,62	38,88	24	45,50	1152
MALLA HEX	9	432	0,65	31,2	48	13,50	668
MALLA TRIS	7	336	0,63	30,24	48	15,40	759,2
MALLA (5)	11	462	1,00	42	42	23,00	986

Porcelux  
30x60 / 60x60 / 60x120 / 120x120 / 75x75 / 75x150 / 90x90 / 90x180  
11.81"x23.62" / 23.62"x23.62" / 23.62"x47.24" / 47.24"x47.24" /  
29.53"x29.53" / 29.53"x59.06" / 35.43"x35.43" / 35.43"x70.87"



## **Características técnicas**

---

Technical characteristics  
Caractéristiques techniques

**Piezas complementarias** / Complementary Tiles / Pièces Complémentaires

**Disponible peldaños en todos los formatos y acabados. Consultar.**

Available steps in all formats and finishes. Consult.

Marches disponibles dans tous les formats et finitions. Consulter.

**Ingalls 8x40 Chevron:**

Pieza derecha e izquierda en la misma caja / Right and left piece in the same box /

Pièces gauche et droite dans la même boîte



## Stones

GRUPO Bla (GL) Absorción de agua < 0,5% GROUPE Bla (GL) Water absorption < 0,5% GROUPE Bla (GL) Absorption d'eau < 0,5%		NORMAS DE ENSAYO STANDARD / NORMES D'ESSAI	VALORES PRESCRITOS NORMA EN 14411 VALUE REQUIRED BY EN 14411 STANDARD / VALEURS PRESCRITES NORME EN 14411	VALOR MEDIO AVERAGE VALUE / VALEUR MOYENNE
<b>Características dimensionales</b> Dimensional features / Caractéristiques dimensionnelles		ISO 10545-2		<b>Cumple la norma</b> Conforms to standard / Satisfait à la norme
<b>Absorción de agua</b> Water absorption / Absorption d'eau		ISO 10545-3	< 0,5%	0,1%
<b>Resistencia a la flexión</b> Modulus of rupture Résistance à la flexion	<b>Resistencia a la flexión</b> Modulus of rupture Résistance à la flexion <b>Fuerza de rotura</b> Breaking strength / Force de rupture	ISO 10545-4	> 35 N / mm <sup>2</sup>  > 1300 N	35 - 45 N / mm <sup>2</sup>  1800 - 2500 N
<b>Resistencia a la abrasión profunda (mm<sup>3</sup>)</b> Resistance to deep abrasion (mm <sup>3</sup> ) / Résistance à l'abrasion profonde (mm <sup>3</sup> )		ISO 10545-6	Máx. 175 mm <sup>3</sup>	110 - 130 mm <sup>3</sup>
<b>Dilatación térmica lineal /</b> Linear thermal expansion / Dilatation thermique linéaire		ISO 10545-8	<b>Método de ensayo disponible</b> Test method available / Méthode d'essai disponible	<7,0 x 10 <sup>-6</sup> °C <sup>-1</sup>
<b>Resistencia al choque térmico</b> Thermal shock resistance / Résistance au choc thermique		ISO 10545-9	<b>Método de ensayo disponible</b> Test method available / Méthode d'essai disponible	<b>Resiste</b> Resists / Résiste
<b>Resistencia a la helada</b> Frost resistance / Résistance au gel		ISO 10545-12	<b>Método de ensayo disponible</b> Test method available / Méthode d'essai disponible	<b>Resiste</b> Resists / Résiste
<b>Resistencia química</b> Chemical resistance / Résistance chimique	<b>Ácidos y bases</b> Acids and bases / Acides et bases <b>Productos de limpieza y reactivos de piscinas</b> Cleaning products and pool reactive agents / Produits de nettoyage et réactifs de piscines réactifs de piscines	ISO 10545-13	<b>Método de ensayo disponible</b> Test method available / Test method available <b>Mínimo UB</b> Minimum UB / Minimum UB	<b>Cumple la norma</b> Conforms to standard / Satisfait à la norme <b>Clase UA</b> Class UA / Class UA
<b>Resistencia a las manchas</b> Resistance to stains / Résistance aux taches		ISO 10545-14	<b>Mínimo clase 3</b> Minimum class 3 / Minimum classe 3	<b>Cumple la norma</b> Conforms to standard / Satisfait à la norme
<b>Resistencia al deslizamiento</b> Slip Resistance / Résistance au glissement		DIN 51130 DIN 51097 UNE-ENV 12633 ASTM C 1028		<b>Según Modelos</b> According to models / Selon modèles

## Porceglass

GRUPO Bib (GL) Absorción de agua 0,5% < E< 3% GROUPE Bib (GL) Water absorption 0,5% < E< 3% GROUPE Bib (GL) Absorption d'eau 0,5% < E< 3%		NORMAS DE ENSAYO STANDARD / NORMES D'ESSAI	VALORES PRESCRITOS NORMA EN 14411 VALUE REQUIRED BY EN 14411 STANDARD / VALEURS PRESCRITES NORME EN 14411	VALOR MEDIO AVERAGE VALUE / VALEUR MOYENNE
<b>Características dimensionales</b> Dimensional features / Caractéristiques dimensionnelles		ISO 10545-2		<b>Cumple la norma</b> Conforms to standard / Satisfait à la norme
<b>Absorción de agua</b> Water absorption / Absorption d'eau		ISO 10545-3	0,5% < E< 3%	2%
<b>Resistencia a la flexión</b> Modulus of rupture / Résistance à la flexion	<b>Resistencia a la flexión</b> Modulus of rupture / Résistance à la flexion <b>Fuerza de rotura</b> Breaking strength / Force de rupture	ISO 10545-4	> 30 N / mm <sup>2</sup>  > 1100 N	35 - 45 N / mm <sup>2</sup>  1800 - 2500 N
<b>Resistencia a la abrasión superficial</b> Resistance to surface abrasion / Résistance à l'abrasion de surface		ISO 10545-7	<b>Clase indicada por el fabricante</b> Abrasion class indicated by the manufacturer / Classe indiquée par le fabricant	<b>Según Modelos</b> According to models / Selon modèles
<b>Dilatación térmica lineal</b> Linear thermal expansion / Dilatation thermique linéaire		ISO 10545-8	<b>Método de ensayo disponible</b> Test method available / Méthode d'essai disponible	<7,0 x 10 <sup>-6</sup> °C <sup>-1</sup>
<b>Resistencia al choque térmico</b> Thermal shock resistance / Résistance au choc thermique		ISO 10545-9	<b>Método de ensayo disponible</b> Test method available / Méthode d'essai disponible	<b>Resiste</b> Resists / Résiste
<b>Resistencia al cuarteo</b> Crazing resistance / Résistance au tressailage		ISO 10545-11	<b>Exigida</b> Required / Exigée	<b>Resiste</b> Resists / Résiste
<b>Resistencia química</b> Chemical resistance / Résistance chimique	<b>Ácidos y bases</b> Acids and bases / Acides et bases <b>Productos de limpieza y reactivos de piscinas</b> Cleaning products and pool reactive agents / Produits de nettoyage et réactifs de piscines	ISO 10545-13	<b>Método de ensayo disponible</b> Test method available / Méthode d'essai disponible <b>Mínimo GB</b> Minimum GB / Minimum GB	<b>Cumple la norma</b> Conforms to standard / Satisfait à la norme <b>Clase GA</b> Class GA / Clase GA
<b>Resistencia a las manchas</b> Resistance to stains / Résistance aux taches		ISO 10545-14	<b>Mínimo clase 3</b> Minimum class 3 / Minimum classe 3	<b>Cumple la norma</b> Conforms to standard / Satisfait à la norme

## Porcelux

GRUPO Bla (GL) Absorción de agua 0,5% < E< 3% GROUPE Bla (GL) Water absorption 0,5% < E< 3% GROUPE Bla (GL) Absorption d'eau 0,5% < E< 3%		NORMAS DE ENSAYO STANDARD / NORMES D'ESSAI	VALORES PRESCRITOS NORMA EN 14411 VALUE REQUIRED BY EN 14411 STANDARD / VALEURS PRESCRITES NORME EN 14411	VALOR MEDIO AVERAGE VALUE / VALEUR MOYENNE
<b>Características dimensionales</b> Dimensional features / Caractéristiques dimensionnelles		ISO 10545-2		<b>Cumple la norma</b> Conforms to standard / Satisfait à la norme
<b>Absorción de agua</b> Water absorption / Absorption d'eau		ISO 10545-3	Bla < 0,5%	2%
<b>Resistencia a la flexión</b> Modulus of rupture / Résistance à la flexion	<b>Resistencia a la flexión</b> Modulus of rupture / Résistance à la flexion <b>Fuerza de rotura</b> Breaking strength / Force de rupture	ISO 10545-4	> 30 N / mm <sup>2</sup>  > 1100 N	35 - 45 N / mm <sup>2</sup>  1800 - 2500 N
<b>Resistencia a la abrasión superficial</b> Resistance to surface abrasion / Résistance à l'abrasion de surface		ISO 10545-7	<b>Clase indicada por el fabricante</b> Abrasion class indicated by the manufacturer / Classe indiquée par le fabricant	<b>Según Modelos</b> According to models / Selon modèles
<b>Dilatación térmica lineal</b> Linear thermal expansion / Dilatation thermique linéaire		ISO 10545-8	<b>Método de ensayo disponible</b> Test method available / Méthode d'essai disponible	<7,0 x 10 <sup>-6</sup> °C <sup>-1</sup>
<b>Resistencia al choque térmico</b> Thermal shock resistance / Résistance au choc thermique		ISO 10545-9	<b>Método de ensayo disponible</b> Test method available / Méthode d'essai disponible	<b>Resiste</b> Resists / Résiste
<b>Resistencia al cuarteo</b> Crazing resistance / Résistance au tressailage		ISO 10545-11	<b>Exigida</b> Required / Exigée	<b>Resiste</b> Resists / Résiste
<b>Resistencia química</b> Chemical resistance / Résistance chimique	<b>Ácidos y bases</b> Acids and bases / Acides et bases <b>Productos de limpieza y reactivos de piscinas</b> Cleaning products and pool reactive agents / Produits de nettoyage et réactifs de piscines	ISO 10545-13	<b>Método de ensayo disponible</b> Test method available / Méthode d'essai disponible <b>Mínimo GB</b> Minimum GB / Minimum GB	<b>Cumple la norma</b> Conforms to standard / Satisfait à la norme <b>Clase GA</b> Class GA / Clase GA
<b>Resistencia a las manchas</b> Resistance to stains / Résistance aux taches		ISO 10545-14	<b>Mínimo clase 3</b> Minimum class 3 / Minimum classe 3	<b>Cumple la norma</b> Conforms to standard / Satisfait à la norme

## Porcesshine

GRUPO Bla (GL) Absorción de agua 0,5% < E< 3% GROUPE Bla (GL) Water absorption 0,5% < E< 3% GROUPE Bla (GL) Absorption d'eau 0,5% < E< 3%		NORMAS DE ENSAYO STANDARD / NORMES D'ESSAI	VALORES PRESCRITOS NORMA EN 14411 VALUE REQUIRED BY EN 14411 STANDARD / VALEURS PRESCRITES NORME EN 14411	VALOR MEDIO AVERAGE VALUE / VALEUR MOYENNE
<b>Características dimensionales</b> Dimensional features / Caractéristiques dimensionnelles		ISO 10545-2		<b>Cumple la norma</b> Conforms to standard / Satisfait à la norme
<b>Absorción de agua</b> Water absorption / Absorption d'eau		ISO 10545-3	Bla < 0,5%	2%
<b>Resistencia a la flexión</b> Modulus of rupture / Résistance à la flexion	<b>Resistencia a la flexión</b> Modulus of rupture / Résistance à la flexion <b>Fuerza de rotura</b> Breaking strength / Force de rupture	ISO 10545-4	> 30 N / mm <sup>2</sup>  > 1100 N	35 - 45 N / mm <sup>2</sup>  1800 - 2500 N
<b>Resistencia a la abrasión superficial</b> Resistance to surface abrasion / Résistance à l'abrasion de surface		ISO 10545-7	<b>Clase indicada por el fabricante</b> Abrasion class indicated by the manufacturer / Classe indiquée par le fabricant	<b>Según Modelos</b> According to models / Selon modèles
<b>Dilatación térmica lineal</b> Linear thermal expansion / Dilatation thermique linéaire		ISO 10545-8	<b>Método de ensayo disponible</b> Test method available / Méthode d'essai disponible	<7,0 x 10 <sup>-6</sup> °C <sup>-1</sup>
<b>Resistencia al choque térmico</b> Thermal shock resistance / Résistance au choc thermique		ISO 10545-9	<b>Método de ensayo disponible</b> Test method available / Méthode d'essai disponible	<b>Resiste</b> Resists / Résiste
<b>Resistencia al cuarteo</b> Crazing resistance / Résistance au tressailage		ISO 10545-11	<b>Exigida</b> Required / Exigée	<b>Resiste</b> Resists / Résiste
<b>Resistencia química</b> Chemical resistance / Résistance chimique	<b>Ácidos y bases</b> Acids and bases / Acides et bases <b>Productos de limpieza y reactivos de piscinas</b> Cleaning products and pool reactive agents / Produits de nettoyage et réactifs de piscines	ISO 10545-13	<b>Método de ensayo disponible</b> Test method available / Méthode d'essai disponible <b>Mínimo GB</b> Minimum GB / Minimum GB	<b>Cumple la norma</b> Conforms to standard / Satisfait à la norme <b>Clase GA</b> Class GA / Clase GA
<b>Resistencia a las manchas</b> Resistance to stains / Résistance aux taches		ISO 10545-14	<b>Mínimo clase 3</b> Minimum class 3 / Minimum classe 3	<b>Cumple la norma</b> Conforms to standard / Satisfait à la norme



prismacer  
cerámica

---

#### RECOMENDACIONES PARA LA LIMPIEZA DE DECORADOS Y PIEZAS ESPECIALES

Debido a las características de los metales utilizados en la confección de estos productos. Es suficiente utilizar una bayeta húmeda y jabón líquido neutro. Si la pieza llevara protección no quitarla hasta que el producto esté colocado y limpio. No se atenderán reclamaciones una vez colocado el producto.

#### RECOMMENDATIONS FOR THE CLEANING OF DECORATIVE AND SPECIAL PIECES

Due to the characteristics of the metals used in the production of these pieces, only a damp cloth and neutral liquid soap are required to clean them. Any protective material should be left on the piece until it is fitted and clean. Complaints will not be considered once the product has been fitted.

#### RECOMMANDATIONS CONCERNANT LE NETTOYAGE DES DECORS ET PIECES SPECIALES

Dues aux caractéristiques des métaux utilisés lors de la confection de ses produits, il est suffisant d'utiliser une éponge humide et du savon neutre. Dans le cas où la pièce porterait une protection, ne pas l'enlever jusqu'à ce que le produit soit posé et nettoyé. Aucune réclamation ne sera acceptée une fois le produit Pamesa posé.

---

PRISSMACER CERÁMICA S.L.U. aplica una política de continuo desarrollo de sus productos y se reserva el derecho a realizar cambios en los productos, colores, especificaciones técnicas, packings y códigos sin previo aviso. PRISSMACER CERÁMICA S.L.U. ha realizado un esfuerzo considerable para que toda la información sea adecuada en el momento de la publicación del catálogo. A causa de las limitaciones del proceso de impresión los colores reproducidos pueden sufrir ligeras variaciones con respecto al producto original. PRISSMACER CERÁMICA S.L.U. informa que este catálogo tiene validez a nivel informativo y por tanto no se hace responsable de los posibles errores de impresión; reservándose el derecho de realizar modificaciones sin necesidad de preaviso.

PRISSMACER CERÁMICA S.L.U. operates a policy of continuous development and reserves the right to make changes to its products, colours, engineering specifications, packaging and codes without prior notice. PRISSMACER CERÁMICA S.L.U. has taken every effort to ensure that the information contained in the catalogue is correct at the time of publication. Due to the limitations of the printing process, the colours reproduced may vary slightly from the original product. PRISSMACER CERÁMICA S.L.U. advises that this catalogue is only valid for information purposes and therefore does not accept responsibility for any possible printing errors.

PRISSMACERCERÁMICAS.L.U.applique une politique de développement continu de ses produits et se réserve le droit de réaliser des changements, que ce soit de produits, couleurs, spécifications techniques, paquetages et codifications et cela sans en aviser préalablement l'acheteur. PRISSMACER CERÁMICAS.L.U. a réalisé un effort considérable pour que toute l'information donnée soit adéquate au moment de la publication du catalogue. Dues aux limitations du processus d'impression, les couleurs reproduites peuvent souffrir de légères variations avec le produit original. PRISSMACER CERÁMICA S.L.U. vous informe que les informations de ce catalogue sont données à titre informatif et qu'elle n'est pas responsable des possibles erreurs d'impression. De plus, elle se réserve le droit de modifier les informations sans préavis.



PRISSMACER CERÁMICA S.L.U.  
Camino Ratils, 23  
Polígono Industrial Colomer  
12200 Onda, Castellón (España)  
Tel: (+34) 964 500 226  
info@prissmacer.es  
@prissmacer\_tiles

**[www.prissmacer.es](http://www.prissmacer.es)**