

ESENCIAL Y ÚNICO
ESSENTIAL & UNIQUE
ESSENTIEL ET UNIQUE

PORCEGLASS PORCELAIN

PORCELÁNICO / PORCELAIN TILE

Eslida.I&O	Osaka	Ice Ess.
Mestre.I&O	Burma Ess. <i>NEW</i>	Plock Ess.
Sagunto.I&O	Cave <i>NEW</i>	Lieja Ess.
Prato Ess.		Teide Ess.
Chester Pre. <i>NEW</i>	Marbles Ess. Moma	
Circle Pre. <i>NEW</i>	Ess.	Cements Ess.
Dover Pre. <i>NEW</i>	Otawa Ess.	Factory Ess.
Hampton Pre. <i>NEW</i>	Padua Ess.	Hills Ess.
Howard Pre. <i>NEW</i>	Trastévere Ess.	Paris Ess.
Leeds Pre. <i>NEW</i>	Venato - Carrara	
Star Pre. <i>NEW</i>	Ess.	Betón
Windsor Pre. <i>NEW</i>		Calacatta Gold Ess.
Stada Ess.	Andros Ess.	Gales Ess.
Sea Ess.	Concord Ess.	Gobi Ess. <i>NEW</i>
Vulcan I&O. <i>NEW</i>	Venus Ess.	Invisible Ess.
Antea	Isis Ess.	Habitat Ess.
Licas	Cosmos Ess.	Rapolano Ess.
	Lao Ess.	Soul Ess.
Marbles Ess. 75x75	Nero Ess.	Shins Ess.
Eterna Ess.	Milos Ess.	Statuario Ess.
Venato Ess.	Orla Ess.	Tempo Ess.
	Anaya Ess.	Wonder Ess.
	Pulpis Ess.	Yap Ess.




Eslida Gris 31,2x31,2



Eslida Arena 31,2x31,2

in&out
BY prismacer

I&O.Eslida



Eslida Gris



Eslida Moka

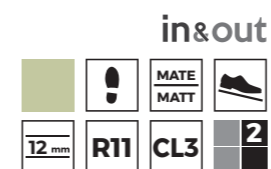


Eslida Arena

Porcelglass / Porcelain

ESPEJORADO 12 MM / THICKNESS 12 MM

Formatos / Formats



Formato	Pz/cj	Pz/pl	M ² /cj	M ² /pl	Cj/pl	Kg/cj	Kg/Total
31,2x31,2	12	612	1,17	59,67	51	27,60	1427,6
Porcelánico Rojo / Red Body Floor / GCE Pâte Rouge							
31,2x31,2 12.28"x12.28"							



Mestre Grafito 31,2x31,2

Mestre Magma 31,2x31,2

in&out
BY prismacer

I&O.Mestre

Porcelglass / Porcelain



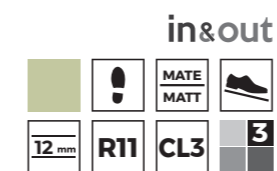
Mestre Grafito



Mestre Magma

ESPESORADO 12 MM / THICKNESS 12 MM

Formatos / Formats



Formato	Pz/cj	Pz/pl	M ² /cj	M ² /pl	Cj/pl	Kg/cj	Kg/Total
31,2x31,2	12	612	1,17	59,67	51	27,60	1427,6
Porcelánico Rojo / Red Body Floor / GCE Pâte Rouge		31,2x31,2 12.28"x12.28"					




Sagunto Ocre 31,2x31,2



Sagunto Terra 31,2x31,2

in&out
BY prismacer


I&O.Sagunto



Sagunto Cotto



Sagunto Terra

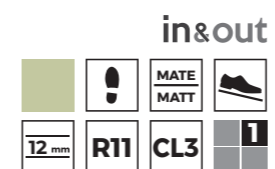


Sagunto Ocre

ESPEJORADO 12 MM / THICKNESS 12 MM

Porcelglass / Porcelain

Formatos / Formats



Formato	Pz/cj	Pz/pl	M ² /cj	M ² /pl	Cj/pl	Kg/cj	Kg/Total
31,2x31,2	12	612	1,17	59,67	51	27,60	1427,6

Porcelánico Rojo / Red Body Floor / GCE Pâte Rouge
31,2x31,2
12.28"x12.28"

I&O.Sagunto



Ess. Prato Arena 45x45

in&out
BY prismacer

Ess. Prato



Ess. Prato Arena



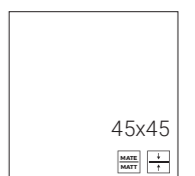
Ess. Prato Coto






Ess. Prato Gris





Porcelain / Porcelain


Formatos / Formats



in&out

Formato	Pz/cj	Pz/pl	M ² /cj	M ² /pl	Cj/pl	Kg/cj	Kg/Total
45x45 (F) 	7	364	1,42	73,84	52	26,13	1378,76
Porcelain	45x45 17.72"x17.72"						




Pre. Chester Black 45x45



Pre. Circle Black 45x45

Pre. Chester / Pre. Circle / Pre. Dover *NEW*



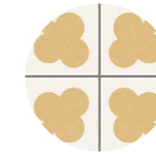
Pre. Circle Black




Pre. Chester Black



Pre. Dover Black



Pre. Dover Beige




Pre. Dover Grey



Pre. Dover Blue

Formatos / Formats



Formato	Pz/cj	Pz/pl	M ² /cj	M ² /pl	Cj/pl	Kg/cj	Kg/Total
45x45	6	312	1,22	63,44	52	25,80	1361,6

Porcelain 45x45
17.72"x17.72"



Pre. Howard Blue 45x45


Pre. Hampton / Pre. Howard *NEW*



Pre. Hampton Beige




Pre. Hampton Black




Pre. Hampton Blue



Pre. Hampton Grey





Pre. Howard Blue



Pre. Howard Grey

Formatos / Formats



Formato	Pz/cj	Pz/pl	M ² /cj	M ² /pl	Cj/pl	Kg/cj	Kg/Total
45x45	6	312	1,22	63,44	52	25,80	1361,6
Porcelain	45x45 17.72"x17.72"						



Pre. Windsor 45x45

Pre. Leeds / Pre. Star / Pre. Windsor *NEW*


Porcelglass / Porcelain




Pre. Leeds Blue



Pre. Leeds Grey



Pre. Star Grey





Pre. Star Black



Pre. Windsor (Mix de 6 piezas)

Formatos / Formats



Formato	Pz/cj	Pz/pl	M ² /cj	M ² /pl	Cj/pl	Kg/cj	Kg/Total
45x45 <small>MATE MATT</small>	6	312	1,22	63,44	52	25,80	1361,6
Porcelain	45x45 17.72"x17.72"						



Ess. Stada Grey 45x45

Ess. Stada

Porcelain / Porcelain



Ess. Stada Light



Ess. Stada Pearl



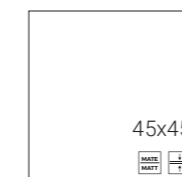
Ess. Stada Grey



Ess. Stada Tan



Formatos / Formats



Ess. Sea (Mix de 4 piezas)


	Formato	Pz/cj	Pz/pl	M ² /cj	M ² /pl	Cj/pl	Kg/cj	Kg/Total
	45x45 (F)	7	364	1,42	73,84	52	26,13	1378,76
	Porcelain	45x45 17.72"x17.72"						



in&out
BY prismacer

I&O.Vulcan *NEW*

Porcelain / Porcelain

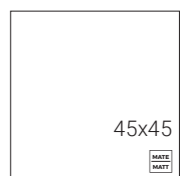


Vulcan Grafito






Vulcan Magma




Formatos / Formats




Vulcan Grafito 45x45

in&out

Formato	Pz/cj	Pz/pl	M ² /cj	M ² /pl	Cj/pl	Kg/cj	Kg/Total
45x45 	6	312	1,22	63,44	52	25,80	1361,6
Porcelain	45x45 17.72"x17.72"						

Antea / Licas


Porceglass / Porcelain




Antea Blanco 60x60



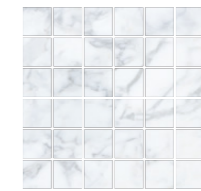
Licas Blanco 60x60



Antea Blanco



Licas Blanco




Malla Antea Blanco
30x30 (5x5)



Malla Licas Blanco
30x30 (5x5)







Formatos / Formats

30x30 (5x5)



60x60



	Formato	Pz/cj	Pz/pl	M ² /cj	M ² /pl	Cj/pl	Kg/cj	Kg/Total
  	60x60   	4	120	1,44	43,2	30	30,00	920
	MALLA (5)	11	462	1	42	42	23	986

Porceglass / Porcelain 60x60
23.62"x23.62"



Ess. Eterna Crema 75x75

Ess. Marbles 75x75

Porceglass / Porcelain



Ess. Venato Bianco




Ess. Eterna Crema



Ess. Eterna Tórtora

Formatos / Formats



Formato	Pz/cj	Pz/pl	M ² /cj	M ² /pl	Cj/pl	Kg/cj	Kg/Total
75x75 	3	90	1,69	50,7	30	41,20	1256

Porceglass 75x75
29.53"x29.53"



Osaka Gris 30,3x61,3



Ess. Burma Grafito 30,3x61,3


Osaka / Ess. Burma *NEW*

Porcelglass / Porcelain



2


Osaka Gris



1

Ess. Burma Grafito

Formatos / Formats



Formato	Pz/cj	Pz/pl	M ² /cj	M ² /pl	Cj/pl	Kg/cj	Kg/Total
30,3x61,3	7	280	1,30	52	40	25,00	1020
Porcelain	30,3x61,3 11.92"x24.13"						

Ess. Nerva *NEW*

Porcelain / Porcelain



Ess. Nerva Beige 30,3x61,3



Ess. Nerva Mix




Ess. Nerva Gris




Ess. Nerva Beige



Ess. Nerva Mix


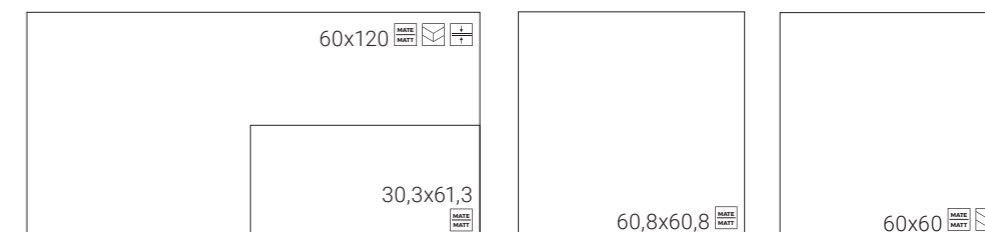


Ess. Nerva Gris




Ess. Nerva Beige

Formatos / Formats



Formato	Pz/cj	Pz/pl	M ² /cj	M ² /pl	Cj/pl	Kg/cj	Kg/Total
30,3x61,3	7	280	1,30	52	40	25,00	1020
60x60	4	120	1,44	43,2	30	30,00	920
60,8x60,8	4	120	1,48	44,4	30	31,00	950
60x120 (F)	2	72	1,44	51,84	36	28,14	1042,04


Porcelain 30,3x61,3 / 60,8x60,8 / 60x120
11.92"x24.13" / 23.93"x 23.93" / 23.62"x 47.24"



Cave Crema



Cave Noce













Cave Perla



Cave Argent

Formatos / Formats



Formato	Pz/cj	Pz/pl	M ² /cj	M ² /pl	Cj/pl	Kg/cj	Kg/Total
45x90  	3	132	1,21	53,24	44	28,70	1282,8
60,8x60,8 	4	120	1,48	44,4	30	31,00	950
60x60  	4	120	1,44	43,2	30	30,00	920
90x90  	2	54	1,62	43,74	27	40,00	1110
60x120 (F)   	2	72	1,44	51,84	36	28,14	1042,04


Porcelglass / Porcelain 45x90 / 60,8x60,8 / 60x60 / 90x90 / 60x120
 17.71" x 35.43" / 23.94"x23.94" / 23.62"x23.62" /
 35.43" x 35.43" / 23.62"x47.24"



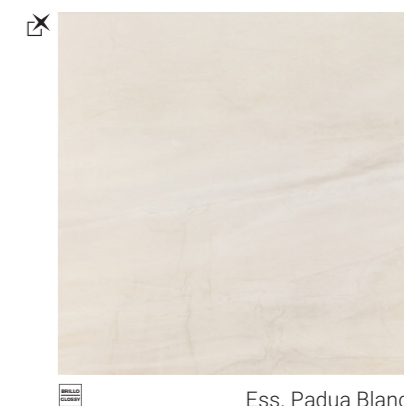
Ess. Trastévere Perla 60,8x60,8

Ess. Marbles


Porceglass / Porcelain




Ess. Venato - Carrara




Ess. Padua Bianco




Ess. Trastévere Perla



Ess. Trastévere Arena




Ess. Moma Crema

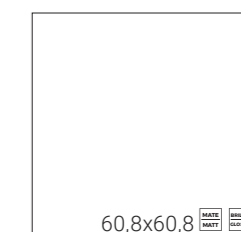


Ess. Otawa Crema













Formatos / Formats



60x60



60,8x60,8

      	Formato	Pz/cj	Pz/pl	M²/cj	M²/pl	Cj/pl	Kg/cj	Kg/Total
	 	60,8x60,8	4	120	1,48	44,4	30	31,00
  	60x60	4	120	1,44	43,2	30	30,00	920
Porceglass / Porcelain		60,8x60,8 / 60x60 23.94"x23.94" / 23.62"x23.62"						



Ess. Andros Grey 60x60

Ess. Andros

Porceglass / Porcelain



Ess. Andros Sand



Ess. Andros Grey


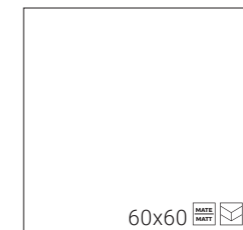





Ess. Andros Pearl



Ess. Andros White

Formatos / Formats



Formato	Pz/cj	Pz/pl	M ² /cj	M ² /pl	Cj/pl	Kg/cj	Kg/Total
60,8x60,8 	4	120	1,48	44,4	30	31,00	950
60x60  	4	120	1,44	43,2	30	30,00	920

Porcelain 60,8x60,8 / 60x60
23.94"x23.94" / 23.62"x23.62"




Concord Cream 30x60
Dec. Concord Cream 30x60
Concord Brown 60x60




Venus 30x90
Ess. Venus 60x60
Rlv. Isis 30x60


Ess. Concord / Ess. Venus / Ess. Isis



Ess. Concord Cream




Ess. Concord Brown




Ess. Concord White



Ess. Concord Greige



Ess. Venus

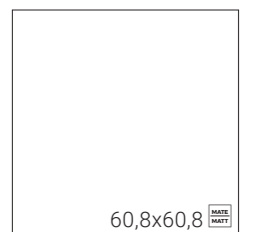


Ess. Isis

Formatos / Formats



60x60



60,8x60,8



Formato	Pz/cj	Pz/pl	M ² /cj	M ² /pl	Cj/pl	Kg/cj	Kg/Total
60,8x60,8	4	120	1,48	44,4	30	31,00	950
60x60	4	120	1,44	43,2	30	30,00	920

Porceglass / Porcelain
60,8x60,8 / 60x60
23.94"x23.94" / 23.62"x23.62"



Ess. Cosmos

Porcelglass / Porcelain



Ess. Cosmos Blanco



Ess. Cosmos Marfil



Ess. Cosmos Noce

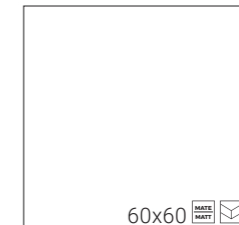


Ess. Cosmos Perla

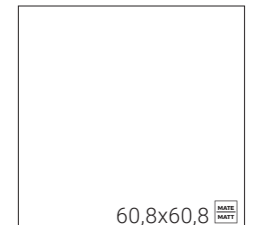


Ess. Cosmos Gris

Formatos / Formats






60x60  



60,8x60,8  

Ess. Cosmos Perla 60,8x60,8



Formato	Pz/cj	Pz/pl	M²/cj	M²/pl	Cj/pl	Kg/cj	Kg/Total
60,8x60,8 	4	120	1,48	44,4	30	31,00	950
60x60  	4	120	1,44	43,2	30	30,00	920
Porcelain	60,8x60,8 / 60x60 23.94"x23.94" / 23.62"x23.62"						



Ess. Lao Gris 60,8x60,8



Ess. Nero 60,8x60,8

Ess. Lao / Ess. Nero

Porceglass / Porcelain




Ess. Lao Blanco



Ess. Lao Gris



Ess. Lao Marfil

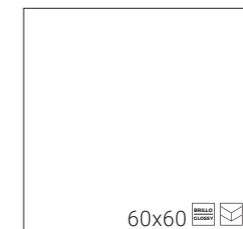


Ess. Lao Noce




Ess. Nero

Formatos / Formats



60x60



60,8x60,8




Formato	Pz/cj	Pz/pl	M ² /cj	M ² /pl	Cj/pl	Kg/cj	Kg/Total
60,8x60,8	4	120	1,48	44,4	30	31,00	950
60x60	4	120	1,44	43,2	30	30,00	920
Porceglass	60,8x60,8 / 60x60 23.94"x23.94" / 23.62"x23.62"						

Ess. Milos

Porceglass / Porcelain



Ess. Milos White 60,8x60,8



Ess. Milos White



Ess. Milos Almond













Ess. Milos Argent



Ess. Milos Golden

Formatos / Formats




	Formato	Pz/cj	Pz/pl	M ² /cj	M ² /pl	Cj/pl	Kg/cj	Kg/Total
    	60,8x60,8 	4	120	1,48	44,4	30	31,00	950
	60x60  	4	120	1,44	43,2	30	30,00	920

Porceglass 60,8x60,8 / 60x60
23.94"x23.94" / 23.62"x23.62"

Ess. Orla


Porceglass / Porcelain



Ess. Orla White*



Ess. Orla Cream

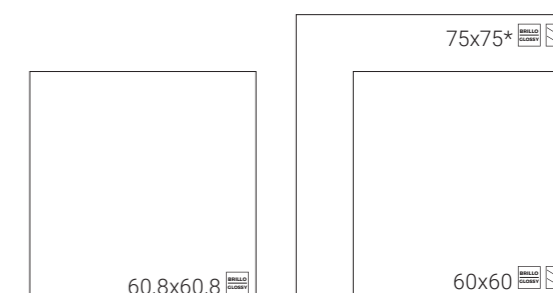


Ess. Orla Grigio*



Ess. Orla Brown

Formatos / Formats



Formato	Pz/cj	Pz/pl	M ² /cj	M ² /pl	Cj/pl	Kg/cj	Kg/Total
60x60	4	120	1,44	43,2	30	30,00	920
60,8x60,8	4	120	1,48	44,4	30	31,00	950
75x75*	3	90	1,69	50,7	30	41,20	1256

Porceglass 60x60 / 60,8x60,8 / 75x75
23.62"x23.62" / 23.94"x23.94" / 29.53"x 29.53"

Ess. Orla Grigio 75x75

Ess. Anaya


Porcelain / Porcelain



Ess. Anaya Perla



Ess. Anaya Crema



Ess. Anaya Argent



Ess. Anaya Perla



Ess. Anaya Crema



Ess. Anaya Argent



Ess. Anaya Rlv. Perla





Ess. Anaya Rlv. Crema








Ess. Anaya Rlv. Argent

Formatos / Formats



Ess. Anaya Argent 60,8x60,8
Ess. Anaya Perla 60,8x60,8
Ess. Anaya Crema 60,8x60,8



Formato	Pz/cj	Pz/pl	M ² /cj	M ² /pl	Cj/pl	Kg/cj	Kg/Total
60,8x60,8 	4	120	1,48	44,4	30	31,00	950
60x60  	4	120	1,44	43,2	30	30,00	920
30,3x61,3 	7	280	1,30	52	40	25,00	1020
30,3x61,3 Rlv. 	7	280	1,30	52	40	25,00	1020


Porcelain 60,8x60,8 / 60x60 / 30,3x61,3
23.94"x23.94" / 23.62"x23.62" / 11.93"x24.13"

Ess. Pulpis

Porceglass / Porcelain




Pulpis Marengo 33,3x100
Ess. Pulpis Gris 60,8x60,8




Ess. Pulpis Blanco



Ess. Pulpis Gris



Ess. Pulpis Marengo

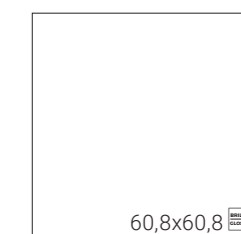
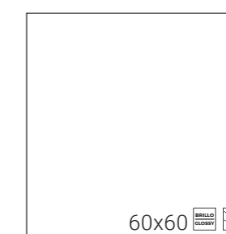








Ess. Pulpis Marfil



Ess. Pulpis Moka

Formatos / Formats




	Formato	Pz/cj	Pz/pl	M ² /cj	M ² /pl	Cj/pl	Kg/cj	Kg/Total
     	60,8x60,8	4	120	1,48	44,4	30	31,00	950
	60x60	4	120	1,44	43,2	30	30,00	920
	60x120 (F)	2	72	1,44	51,84	36	28,14	1042,04

Porceglass 60,8x60,8 / 60x60 / 60x120
23.94"x23.94" / 23.62"x23.62" / 23.62"x47.24"



Ess. Ice White 60x60

Ess. Ice



Ess. Ice White

Porcelglass / Porcelain

Formatos / Formats



Formato	Pz/cj	Pz/pl	M²/cj	M²/pl	Cj/pl	Kg/cj	Kg/Total
30x60 (C)	6	288	1,08	51,84	48	22,00	1076
60x60	4	120	1,44	43,2	30	30,00	920
60,8x60,8	4	120	1,48	44,4	30	31,00	950
60x120 (F)	2	72	1,44	51,84	36	28,14	1042,04

Porcelglass / Porcelain 30x60 / 60x60 / 60,8x60,8 / 60x120
 11.81"x23.62" / 23.62"x23.62" / 23.94"x23.94" / 23.62"x47.24"



Ess. Plock Perla 30,3x61,3
Ess. Plock Perla 60,8x60,8

Ess. Plock

Porcelglass / Porcelain




Ess. Plock Grafito




Ess. Plock Perla




Ess. Plock Gris



Ess. Plock Grafito



Ess. Plock Perla




Ess. Plock Gris




Ess. Plock Blanco



Ess. Plock Beige

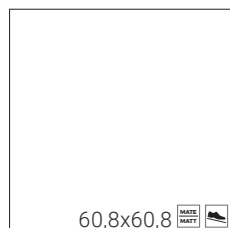


Ess. Plock Blanco



Ess. Plock Beige

Formatos / Formats



60,8x60,8



30,3x61,3



	Formato	Pz/cj	Pz/pl	M ² /cj	M ² /pl	Cj/pl	Kg/cj	Kg/Total
	60,8x60,8	4	120	1,48	44,4	30	31,00	950
	30,3x61,3	7	280	1,30	52	40	25,00	1020
	Porcelain	60,8x60,8 / 30,3x61,3 23.94"x23.94" / 11.93"x24.13"						



Ess. Lieja *NEW*




Ess. Lieja Beige

Porceglass / Porcelain

Ess. Lieja Beige 60x120

Formatos / Formats



Formato	Pz/cj	Pz/pl	M ² /cj	M ² /pl	Cj/pl	Kg/cj	Kg/Total
60x120 (F)	2	72	1,44	51,84	36	28,14	1042,04
Porceglass / Porcelain	60x120 23.62"x47.24"						



Ess. Teide Noce 30,3x61,3
 Ess. Teide Riv. Noce 30,3x61,3
 Ess. Teide Noce 60,8x60,8

in&out
 BY prismacer

Ess. Teide



Ess. Teide Silver




Ess. Teide Noce




Ess. Teide Stone



Ess. Teide Riv. Noce




Ess. Teide Noce



Ess. Teide Riv. Silver



Ess. Teide Silver




Ess. Teide Riv. Stone



Ess. Teide Stone



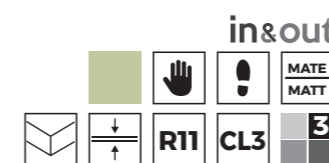
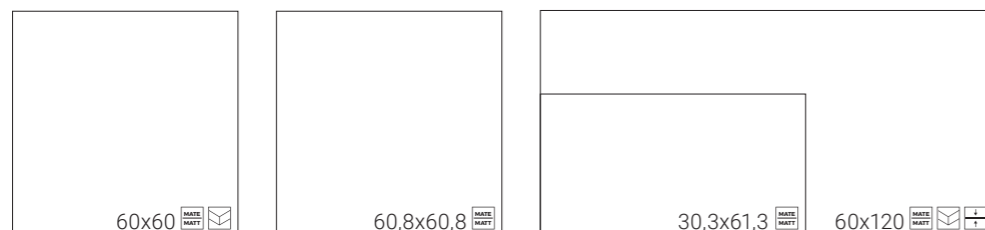
Ess. Teide Riv. Antracita



Ess. Teide Antracita

Porcelglass / Porcelain

Formatos / Formats



Formato	Pz/cj	Pz/pl	M ² /cj	M ² /pl	Cj/pl	Kg/cj	Kg/Total
60,8x60,8	4	120	1,48	44,4	30	31,00	950
60x60	4	120	1,44	43,2	30	30,00	920
30,3x61,3	7	280	1,30	52	40	25,00	1020
30,3x61,3 Riv.	7	280	1,30	52	40	25,00	1020
60x120 (F)	2	72	1,44	51,84	36	28,14	1042,04

Porcelain 60,8x60,8 / 60x60 / 30,3x61,3 / 60x120
 23.94"x23.94" / 23.62"x23.62" / 11.93"x24.13" / 23.62"x47.24"



Ess. Hills Ivory 60,8x60,8

Ess. Cements

Porcelglass / Porcelain



Ess. Factory Perla*



Ess. Factory Gris*



Ess. Factory Beige



Ess. Paris Marengo





Ess. Hills Ivory









Ess. Hills Pearl

Formatos / Formats



*Sólo disponible en la serie Factory.




Formato	Pz/cj	Pz/pl	M ² /cj	M ² /pl	Cj/pl	Kg/cj	Kg/Total
60x60   	4	120	1,44	43,2	30	30,00	920
60,8x60,8  	4	120	1,48	44,4	30	31,00	950
75x75* 	3	90	1,69	50,7	30	41,20	1256

Porcelglass / Porcelain 60x60 / 60,8x60,8 / 75x75
23.62"x23.62" / 23.94"x23.94" / 29.53"x29.53"




Betón Blanco Semipulido 75x75




Betón Blanco



Betón Ceniza

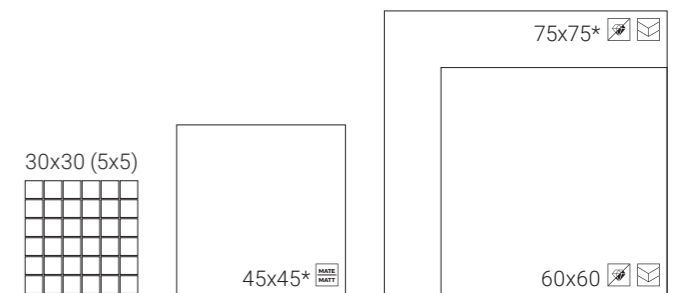


Malla Betón Blanco
30x30 (5x5)



Malla Betón Ceniza
30x30 (5x5)

Formatos / Formats




Formato	Pz/cj	Pz/pl	M ² /cj	M ² /pl	Cj/pl	Kg/cj	Kg/Total
45x45 *	6	312	1,22	63,44	52	25,80	1361,6
60x60	4	120	1,44	43,2	30	30,00	920
75x75*	3	90	1,69	50,7	30	41,20	1256
MALLA (5)	11	462	1	42	42	23,00	986

Porcelain 45x45 / 60x60 / 75x75
17.71"x17.71" / 23.62"x23.62" / 29.52"x29.52"



Ess. Calacatta Gold 60x120 - 60x60

Ess. Calacatta Gold



Ess. Calacatta Gold

Porceglass / Porcelain

Formatos / Formats



Formato	Pz/cj	Pz/pl	M ² /cj	M ² /pl	Cj/pl	Kg/cj	Kg/Total
60x60	4	120	1,44	43,2	30	30,00	920
60,8x60,8	4	120	1,48	44,4	30	31,00	950
75x75	3	90	1,69	50,7	30	41,20	1256
90x90	2	54	1,62	43,74	27	40,00	1110
60x120 (F)	2	72	1,44	51,84	36	28,14	1042,04


Porceglass 60x60 / 60,8x60,8 / 75x75 / 90x90 / 60x120
23.62"x23.62" / 23.94"x23.94" / 29.53"x29.53" / 35.43"x35.43" / 23.62"x47.24"

Ess. Gales

Porceglass / Porcelain



Ess. Gales Brown 60x60



Ess. Gales Grey

Ess. Gales Dark

Ess. Gales Ivory

Ess. Gales Brown

Formatos / Formats



Formato	Pz/cj	Pz/pl	M ² /cj	M ² /pl	Cj/pl	Kg/cj	Kg/Total
60x60	4	120	1,44	43,2	30	30,00	920
60,8x60,8	4	120	1,48	44,4	30	31,00	950
75x75	3	90	1,69	50,7	30	41,20	1256
90x90	2	54	1,62	43,74	27	40,00	1110
60x120 (F)	2	72	1,44	51,84	36	28,14	1042,04

Porceglass 60x60 / 60,8x60,8 / 75x75 / 90x90 / 60x120
23.62"x23.62" / 23.94"x23.94" / 29.53"x29.53" / 35.43"x35.43" / 23.62"x47.24"

Ess. Gobi *NEW*




Ess. Gobi Bianco 60x120
Ess. Gobi Bianco 60x60

Ess. Gobi *NEW*


Porcelain / Porcelain




Ess. Gobi Nude 60x60
Ess. Gobi Nero 60x60




Ess. Gobi Nero




Ess. Gobi Blu



Ess. Gobi Nude

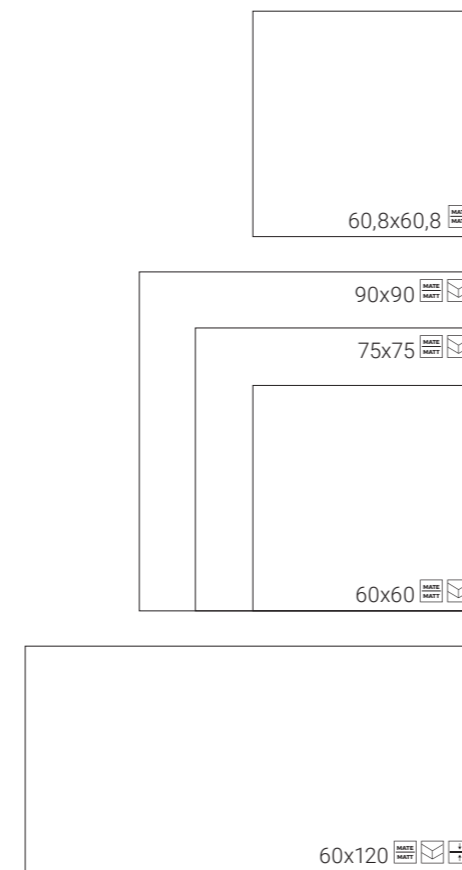


Ess. Gobi Bianco



Ess. Gobi Grigio

Formatos / Formats



Formato	Pz/cj	Pz/pl	M ² /cj	M ² /pl	Cj/pl	Kg/cj	Kg/Total
60x60	4	120	1,44	43,2	30	30,00	920
60,8x60,8	4	120	1,48	44,4	30	31,00	950
75x75	3	90	1,69	50,7	30	41,20	1256
90x90	2	54	1,62	43,74	27	40,00	1110
60x120 (F)	2	72	1,44	51,84	36	28,14	1042,04

Porcelain 60x60 / 60,8x60,8 / 75x75 / 90x90 / 60x120
23.62"x23.62" / 23.94"x23.94" / 29.53"x29.53" / 35.43"x35.43" / 23.62"x47.24"

Ess. Invisible

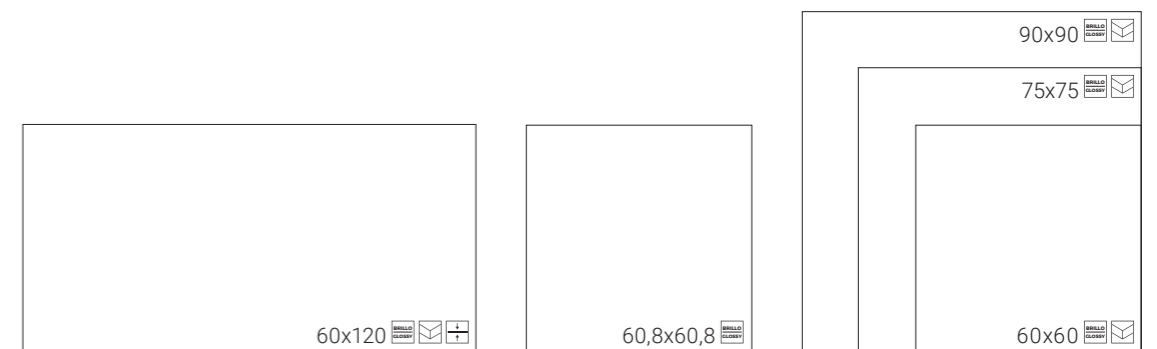


Ess. Invisible White 60x120



Ess. Invisible White

Formatos / Formats




Formato	Pz/cj	Pz/pl	M²/cj	M²/pl	Cj/pl	Kg/cj	Kg/Total
60x60	4	120	1,44	43,2	30	30,00	920
60,8x60,8	4	120	1,48	44,4	30	31,00	950
75x75	3	90	1,69	50,7	30	41,20	1256
90x90	2	54	1,62	43,74	27	40,00	1110
60x120 (F)	2	72	1,44	51,84	36	28,14	1042,04

Porceglass 60x60 / 60,8x60,8 / 75x75 / 90x90 / 60x120
23.62"x23.62" / 23.94"x23.94" / 29.53"x29.53" / 35.43"x35.43" / 23.62"x47.24"

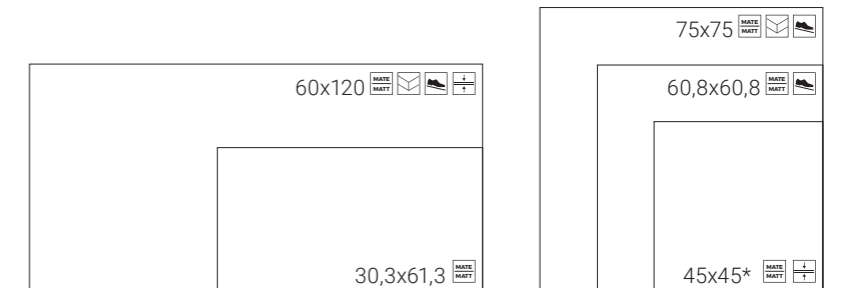


Etna Perla 33,3x100
Dec. Etna 33,3x100
Ess. Habitat Gris 75x75



Ess. Habitat Gris Ess. Habitat Taupe Ess. Habitat Perla* Ess. Habitat Marfil* Ess. Habitat Marengo

Formatos / Formats



Formato	Pz/cj	Pz/pl	M ² /cj	M ² /pl	Cj/pl	Kg/cj	Kg/Total
60,8x60,8	4	120	1,48	44,4	30	31,00	950
60x120 (F)	2	72	1,44	51,84	36	28,14	1042,04
75x75	3	90	1,69	50,7	30	41,20	1256
45x45* (F)	7	364	1,42	73,84	52	26,13	1378,76
30,3x61,3	7	280	1,30	52	40	25,00	1020

Porcelain 60,8x60,8 / 60x120 / 75x75 / 45x45 / 30,3x61,3
23.94"x23.94" / 23.62"x47.24" / 29.53"x29.53" /
17.72"x17.72" / 11.93"x24.13"



Ess. Rapolano Gris 30,3x61,3
Ess. Rapolano Rlv. Gris 30,3x61,3

in&out
BY prismacer

Ess. Rapolano

Porcelain / Porcelain



Ess. Rapolano Gris



Ess. Rapolano Perla



Ess. Rapolano Beige



Ess. Rapolano Crema



Ess. Rapolano Rlv. Gris




Ess. Rapolano Gris



Ess. Rapolano Perla



Ess. Rapolano Rlv. Beige

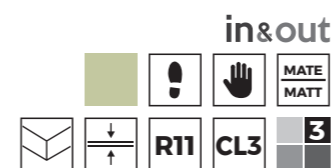


Ess. Rapolano Beige



Ess. Rapolano Crema


Formatos / Formats



Formato	Pz/cj	Pz/pl	M ² /cj	M ² /pl	Cj/pl	Kg/cj	Kg/Total
30,3x61,3	7	280	1,30	52	40	25,00	1020
30,3x61,3 Rlv.	7	280	1,30	52	40	25,00	1020
60,8x60,8	4	120	1,48	44,4	30	31,00	950
60x60	4	120	1,44	43,2	30	30,00	920
45x90	3	132	1,21	53,24	44	28,70	1282,8
90x90	2	54	1,62	43,74	27	40,00	1110
75x75	3	90	1,69	50,7	30	41,20	1256
60x120 (F)	2	72	1,44	51,84	36	28,14	1042,04
Porcelain	30,3x61,3 / 60,8x60,8 / 60x60 / 45x90 / 90x90 / 75x75 / 60x120 11.92"x24.1" / 23.94"x23.94" / 23.62"x23.62" / 17.71"x35.43" / 35.43"x35.43" / 29.52"x 29.52" / 23.62"x47.24"						

Ess. Soul

Porcelain / Porcelain



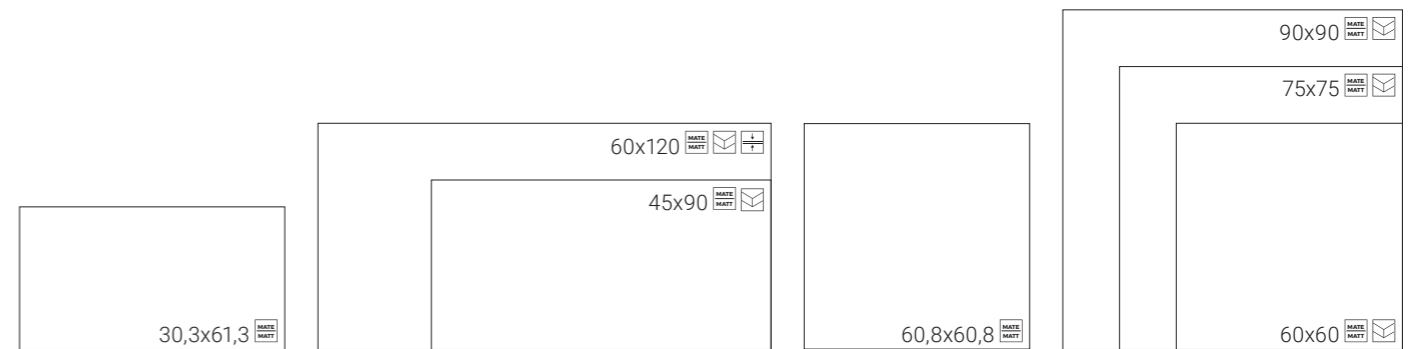
Ess. Soul Base

Ess. Soul Light

Ess. Soul Cement

Ess. Soul Grafito

Formatos / Formats



Formato	Pz/cj	Pz/pl	M ² /cj	M ² /pl	Cj/pl	Kg/cj	Kg/Total
30,3x61,3	7	280	1,30	52	40	25,00	1020
60,8x60,8	4	120	1,48	44,4	30	31,00	950
60x60	4	120	1,44	43,2	30	30,00	920
45x90	3	132	1,21	53,24	44	28,70	1282,8
90x90	2	54	1,62	43,74	27	40,00	1110
75x75	3	90	1,69	50,7	30	41,20	1256
60x120 (F)	2	72	1,44	51,84	36	28,14	1042,04

Porcelain 30,3x61,3 / 60,8x60,8 / 60x60 / 45x90 / 90x90 / 75x75 / 60x120
 11.92"x24.1" / 23.94"x23.94" / 23.62"x23.62" / 17.71"x35.43" /
 35.43"x35.43" / 29.52"x 29.52" / 23.62"x47.24"

Ess. Soul Base 60,8x60,8

Ess. Shins

Porcelglass / Porcelain



Ess. Shins Blanco

Ess. Shins Crema

Ess. Shins Pardo

Ess. Shins Grafito



Formatos / Formats



	Formato	Pz/cj	Pz/pl	M ² /cj	M ² /pl	Cj/pl	Kg/cj	Kg/Total
	60x120 (F)	2	72	1,44	51,84	36	28,14	1042,04
	60,8x60,8	4	120	1,48	44,4	30	31,00	950
	60x60	4	120	1,44	43,2	30	30,00	920
	75x75	3	90	1,69	50,7	30	41,20	1256

Porcelain 60x120 / 60,8x60,8 / 60x60 / 75x75
23.62"x47.24" / 23.94"x23.94" / 23.62"x23.62" / 29.53"x29.53"

Ess. Statuario

Porceglass / Porcelain



Ess. Statuario 90x90



Ess. Statuario Blanco

Formatos / Formats



	Formato	Pz/cj	Pz/pl	M ² /cj	M ² /pl	Cj/pl	Kg/cj	Kg/Total
	60x120 (F)	2	72	1,44	51,84	36	28,14	1042,04
	60,8x60,8	4	120	1,48	44,4	30	31,00	950
	60x60	4	120	1,44	43,2	30	30,00	920
	90x90	2	54	1,62	43,74	27	40,00	1110

Porceglass / Porcelain 60x120 / 60,8x60,8 / 60x60 / 90x90
23.62"x47.24" / 23.94"x23.94" / 23.62"x23.62" / 35.43"x35.43"

Ess. Tempo

Porceglass / Porcelain



Ess. Tempo Marfil

Formatos / Formats



Formato	Pz/cj	Pz/pl	M²/cj	M²/pl	Cj/pl	Kg/cj	Kg/Total
60x120 (F)	2	72	1,44	51,84	36	28,14	1042,04
90x90	2	54	1,62	43,74	27	40,00	1110
75x75	3	90	1,69	50,7	30	41,20	1256
60,8x60,8	4	120	1,48	44,4	30	31,00	950
60x60	4	120	1,44	43,2	30	30,00	920

Porceglass 60x120 / 90x90 / 75x75 / 60,8x60,8 / 60x60
23.62"x47.24" / 35.43"x35.43" / 29.53"x29.53" / 23.94"x23.94" / 23.62"x23.62"

Ess. Tempo Marfil 75x75

Ess. Tempo

577



Ess. Wonder Base

Ess. Wonder Mud

Ess. Wonder Gris

Formatos / Formats




Formato	Pz/cj	Pz/pl	M²/cj	M²/pl	Cj/pl	Kg/cj	Kg/Total
45x45 (F)*	6	312	1,22	63,44	52	25,80	1361,6
60x60*	4	120	1,44	43,2	30	30,00	920
60,8x60,8*	4	120	1,48	44,4	30	31,00	950
60x120 (F)	2	72	1,44	51,84	36	28,14	1042,04
90x90	2	54	1,62	43,74	27	40,00	1110
75x75	3	90	1,69	50,7	30	41,20	1256

Porcelain 60x60 / 60,8x60,8 / 60x120 / 90x90 / 75x75
 23.62"x23.62" / 23.94"x23.94" / 23.62"x47.24" / 35.43"x35.43" / 29.53"x29.53"

Ess. Yap

Porceglass / Porcelain



Ess. Yap Blanco

Ess. Yap Gris

Ess. Yap Crema

Formatos / Formats



	Formato	Pz/cj	Pz/pl	M ² /cj	M ² /pl	Cj/pl	Kg/cj	Kg/Total
	60x120 (F)	2	72	1,44	51,84	36	28,14	1042,04
	90x90	2	54	1,62	43,74	27	40,00	1110
	60x60	4	120	1,44	43,2	30	30,00	920
	60,8x60,8	4	120	1,48	44,4	30	31,00	950

Porceglass 60x120 / 90x90 / 60x60 / 60,8x60,8
23.62"x47.24" / 35.43"x35.43" / 23.62"x23.62" / 23.94"x23.94"

Ess. Yap Blanco 60x120-60x60

Características técnicas

Technical characteristics
Caractéristiques techniques

Piezas complementarias / Complementary Tiles / Pièces Complémentaires

Disponible peldaños en todos los formatos y acabados. Consultar.

Available steps in all formats and finishes. Consult.

Marches disponibles dans tous les formats et finitions. Consulter.

Ingalls 8x40 Chevron:

Pieza derecha e izquierda en la misma caja / Right and left piece in the same box /

Pièces gauche et droite dans la même boîte

Revestimiento Monoporosa / Wall Tiles

GRUPO BIII (GL) Absorción de agua > 10% GROUP BIII (GL) Water absorption > 10% GROUPE BIII (GL) Absorption d'eau > 10%	NORMAS DE ENSAYO STANDARD / NORMES D'ESSAI	VALORES PRESCRITOS NORMA EN 14411 VALUE REQUIRED BY EN 14411 STANDARD / VALEURS PRESCRITES NORME EN 14411	VALOR MEDIO AVERAGE VALUE / VALEUR MOYENNE
Características dimensionales Dimensional features / Caractéristiques dimensionnelles	ISO 10545-2		Cumple la norma Conforms to standard Satisfait à la norme
Absorción de agua Water absorption / Absorption d'eau	ISO 10545-3	> 10%	16%
Resistencia a la flexión Modulus of rupture / Résistance à la flexion	ISO 10545-4	> 15 N / mm ² > 600 N	20 - 30 N / mm ² 700 - 1000 N
Resistencia a la abrasión superficial Resistance to surface abrasion / Résistance à l'abrasion de surface	ISO 10545-7	Clase indicada por el fabricante Abrasion class indicated by the manufacturer / Classe indiquée par le fabricant	No aplica Not apply / Non applicable
Dilatación térmica lineal Linear thermal expansion / Dilatation thermique linéaire	ISO 10545-8	Método de ensayo disponible Test method available / Méthode d'essai disponible	<7,0 x 10 ⁻⁶ °C ⁻¹
Resistencia al choque térmico Thermal shock resistance / Résistance au choc thermique	ISO 10545-9	Método de ensayo disponible Test method available / Méthode d'essai disponible	Resiste Resists / Résiste
Resistencia al cuarteo Crazing resistance / Résistance au tressailage	ISO 10545-11	Exigida Required / Exigée	Resiste Resists / Résiste
Resistencia química Chemical resistance / Résistance chimique	ISO 10545-13	Método de ensayo disponible Test method available / Méthode d'essai disponible Mínimo GB Minimum GB / Minimum GB	Cumple la norma Conforms to standard / Satisfait à la norme Clase GA Class GA / Classe GA
Resistencia a las manchas Resistance to stains / Résistance aux taches	ISO 10545-14	Mínimo clase 3 Minimum class 3 / Minimum classe 3	Cumple la norma Conforms to standard / Satisfait à la norme

Pavimento Pasta Roja / Red body floor tiles

GRUPO BIIa (GL) 3% < Absorción de agua < 6% GROUP BIIa (GL) 3% < Water absorption < 6% GROUPE BIIa (GL) 3% < Absorption d'eau < 6%	NORMAS DE ENSAYO STANDARD / NORMES D'ESSAI	VALORES PRESCRITOS NORMA EN 14411 VALUE REQUIRED BY EN 14411 STANDARD / VALEURS PRESCRITES NORME EN 14411	VALOR MEDIO AVERAGE VALUE / VALEUR MOYENNE
Características dimensionales Dimensional features / Caractéristiques dimensionnelles	ISO 10545-2		Cumple la norma Conforms to standard / Satisfait à la norme
Absorción de agua Water absorption / Absorption d'eau	ISO 10545-3	BIIa 3% < E < 6%	5%
Resistencia a la flexión Modulus of rupture / Résistance à la flexion	ISO 10545-4	> 22 N / mm ² > 1000 N	30 - 40 N / mm ² 1100 - 1900 N
Resistencia a la abrasión superficial Resistance to surface abrasion / Résistance à l'abrasion de surface	ISO 10545-7	Clase indicada por el fabricante Abrasion class indicated by the manufacturer / Classe indiquée par le fabricant	No aplica Not apply / Non applicable
Dilatación térmica lineal Linear thermal expansion / Dilatation thermique linéaire	ISO 10545-8	Método de ensayo disponible Test method available / Méthode d'essai disponible	<7,0 x 10 ⁻⁶ °C ⁻¹
Resistencia al choque térmico Thermal shock resistance / Résistance au choc thermique	ISO 10545-9	Método de ensayo disponible Test method available / Méthode d'essai disponible	Resiste Resists / Résiste
Resistencia al cuarteo Crazing resistance / Résistance au tressailage	ISO 10545-11	Exigida Required / Exigée	Resiste Resists / Résiste
Resistencia química Chemical resistance / Résistance chimique	ISO 10545-13	Método de ensayo disponible Test method available / Méthode d'essai disponible Mínimo GB Minimum GB / Minimum GB	Cumple la norma Conforms to standard / Satisfait à la norme Clase GA Class GA / Classe GA
Resistencia a las manchas Resistance to stains / Résistance aux taches	ISO 10545-14	Mínimo clase 3 Minimum class 3 / Minimum classe 3	Cumple la norma Conforms to standard / Satisfait à la norme

Porcelain

GRUPO BIa (GL) Absorción de agua < 0,5% GROUP BIa (GL) Water absorption < 0,5% GROUPE BIa (GL) Absorption d'eau < 0,5%	NORMAS DE ENSAYO STANDARD / NORMES D'ESSAI	VALORES PRESCRITOS NORMA EN 14411 VALUE REQUIRED BY EN 14411 STANDARD / VALEURS PRESCRITES NORME EN 14411	VALOR MEDIO AVERAGE VALUE / VALEUR MOYENNE
Características dimensionales Dimensional features / Caractéristiques dimensionnelles	ISO 10545-2		Cumple la norma Conforms to standard Satisfait à la norme
Absorción de agua Water absorption / Absorption d'eau	ISO 10545-3	< 0,5%	0,1%
Resistencia a la flexión Modulus of rupture / Résistance à la flexion	ISO 10545-4	> 35 N / mm ² > 1300 N	35 - 45 N / mm ² 1800 - 2500 N
Resistencia a la abrasión superficial Resistance to surface abrasion / Résistance à l'abrasion de surface	ISO 10545-7	Clase indicada por el fabricante Abrasion class indicated by the manufacturer / Classe indiquée par le fabricant	No aplica Not apply / Non applicable
Dilatación térmica lineal Linear thermal expansion / Dilatation thermique linéaire	ISO 10545-8	Método de ensayo disponible Test method available / Méthode d'essai disponible	<7,0 x 10 ⁻⁶ °C ⁻¹
Resistencia al choque térmico Thermal shock resistance / Résistance au choc thermique	ISO 10545-9	Método de ensayo disponible Test method available / Méthode d'essai disponible	Resiste Resists / Résiste
Resistencia al cuarteo Crazing resistance / Résistance au tressailage	ISO 10545-11	Exigida Required / Exigée	Resiste Resists / Résiste
Resistencia a la helada / Frost resistance / Résistance au gel	ISO 10545-12	Método de ensayo disponible Test method available / Méthode d'essai disponible	Resiste Resists / Résiste
Resistencia química Chemical resistance / Résistance chimique	ISO 10545-13	Método de ensayo disponible Test method available / Méthode d'essai disponible Mínimo GB Minimum GB / Minimum GB	Cumple la norma Conforms to standard / Satisfait à la norme Clase GA Class GA / Classe GA
Resistencia a las manchas Resistance to stains / Résistance aux taches	ISO 10545-14	Mínimo clase 3 Minimum class 3 / Minimum classe 3	Cumple la norma Conforms to standard / Satisfait à la norme

Porcebloc

GRUPO BIa (UGL) Absorción de agua < 0,5% GROUPE BIa (UGL) Water absorption < 0,5% GROUPE BIa (UGL) Absorption d'eau < 0,5%	NORMAS DE ENSAYO STANDARD / NORMES D'ESSAI	VALORES PRESCRITOS NORMA EN 14411 VALUE REQUIRED BY EN 14411 STANDARD / VALEURS PRESCRITES NORME EN 14411	VALOR MEDIO AVERAGE VALUE / VALEUR MOYENNE
Características dimensionales Dimensional features / Caractéristiques dimensionnelles	ISO 10545-2		Cumple la norma Conforms to standard / Satisfait à la norme
Absorción de agua Water absorption / Absorption d'eau	ISO 10545-3	< 0,5%	0,1%
Resistencia a la flexión Modulus of rupture / Résistance à la flexion	ISO 10545-4	> 35 N / mm ² > 1300 N	35 - 45 N / mm ² 1800 - 2500 N
Resistencia a la abrasión profunda (mm³) Resistance to deep abrasion (mm ³) / Résistance à l'abrasion profonde (mm ³)	ISO 10545-6	Máx. 175 mm³	110 - 130 mm³
Dilatación térmica lineal Linear thermal expansion / Dilatation thermique linéaire	ISO 10545-8	Método de ensayo disponible Test method available / Méthode d'essai disponible	<7,0 x 10 ⁻⁶ °C ⁻¹
Resistencia al choque térmico Thermal shock resistance / Résistance au choc thermique	ISO 10545-9	Método de ensayo disponible Test method available / Méthode d'essai disponible	Resiste Resists / Résiste
Resistencia a la helada Frost resistance / Résistance au gel	ISO 10545-12	Método de ensayo disponible Test method available / Méthode d'essai disponible	Resiste Resists / Résiste
Resistencia química Chemical resistance / Résistance chimique	ISO 10545-13	Método de ensayo disponible Test method available / Méthode d'essai disponible Mínimo UB Minimum UB / Minimum UB	Cumple la norma Conforms to standard / Satisfait à la norme Clase UA Class UA / Classe UA
Resistencia a las manchas Resistance to stains / Résistance aux taches	ISO 10545-14	Mínimo clase 3 Minimum class 3 / Minimum classe 3	Cumple la norma Conforms to standard / Satisfait à la norme
Resistencia al deslizamiento Slip Resistance / Résistance au glissement	DIN 51130 UNE-ENV 12633 ASTM C 1028		Según Modelos According to models / Selon modèles

Stones

GRUPO Bla (GL) Absorción de agua < 0,5% GROUPE Bla (GL) Water absorption < 0,5% GROUPE Bla (GL) Absorption d'eau < 0,5%	NORMAS DE ENSAYO STANDARD / NORMES D'ESSAI	VALORES PRESCRITOS NORMA EN 14411 VALUE REQUIRED BY EN 14411 STANDARD / VALEURS PRESCRITES NORME EN 14411	VALOR MEDIO AVERAGE VALUE / VALEUR MOYENNE
Características dimensionales Dimensional features / Caractéristiques dimensionnelles	ISO 10545-2		Cumple la norma Conforms to standard / Satisfait à la norme
Absorción de agua Water absorption / Absorption d'eau	ISO 10545-3	< 0,5%	0,1%
Resistencia a la flexión Modulus of rupture Résistance à la flexion	ISO 10545-4	> 35 N / mm ² > 1300 N	35 - 45 N/ mm ² 1800 - 2500 N
Resistencia a la abrasión profunda (mm³) Resistance to deep abrasion (mm ³) / Résistance à l'abrasion profonde (mm ³)	ISO 10545-6	Máx. 175 mm ³	110 - 130 mm ³
Dilatación térmica lineal / Linear thermal expansion / Dilatation thermique linéaire	ISO 10545-8	Método de ensayo disponible Test method available / Méthode d'essai disponible	<7,0 x 10 ⁻⁶ °C ⁻¹
Resistencia al choque térmico Thermal shock resistance / Résistance au choc thermique	ISO 10545-9	Método de ensayo disponible Test method available / Méthode d'essai disponible	Resiste Resists / Résiste
Resistencia a la helada Frost resistance / Résistance au gel	ISO 10545-12	Método de ensayo disponible Test method available / Méthode d'essai disponible	Resiste Resists / Résiste
Resistencia química Chemical resistance / Résistance chimique	ISO 10545-13	Ácidos y bases Acids and bases / Acides et bases Productos de limpieza y reactivos de piscinas Cleaning products and pool reactive agents / Produits de nettoyage et réactifs de piscines réactifs de piscines Método de ensayo disponible Test method available / Test method available Mínimo UB Minimum UB / Minimum UB	Cumple la norma Conforms to standard / Satisfait à la norme Clase UA Class UA / Class UA
Resistencia a las manchas Resistance to stains / Résistance aux taches	ISO 10545-14	Mínimo clase 3 Minimum class 3 / Minimum classe 3	Cumple la norma Conforms to standard / Satisfait à la norme
Resistencia al deslizamiento Slip Resistance / Résistance au glissement	DIN 51130 DIN 51097 UNE-ENV 12633 ASTM C 1028		Según Modelos According to models / Selon modèles

Porceglass

GRUPO Bib (GL) Absorción de agua 0,5% < E< 3% GROUPE Bib (GL) Water absorption 0,5% < E< 3% GROUPE Bib (GL) Absorption d'eau 0,5% < E< 3%	NORMAS DE ENSAYO STANDARD / NORMES D'ESSAI	VALORES PRESCRITOS NORMA EN 14411 VALUE REQUIRED BY EN 14411 STANDARD / VALEURS PRESCRITES NORME EN 14411	VALOR MEDIO AVERAGE VALUE / VALEUR MOYENNE
Características dimensionales Dimensional features / Caractéristiques dimensionnelles	ISO 10545-2		Cumple la norma Conforms to standard / Satisfait à la norme
Absorción de agua Water absorption / Absorption d'eau	ISO 10545-3	0,5% < E< 3%	2%
Resistencia a la flexión Modulus of rupture / Résistance à la flexion	ISO 10545-4	> 30 N / mm ² > 1100 N	35 - 45 N/ mm ² 1800 - 2500 N
Resistencia a la abrasión superficial Resistance to surface abrasion / Résistance à l'abrasion de surface	ISO 10545-7	Clase indicada por el fabricante Abrasion class indicated by the manufacturer / Classe indiquée par le fabricant	Según Modelos According to models / Selon modèles
Dilatación térmica lineal Linear thermal expansion / Dilatation thermique linéaire	ISO 10545-8	Método de ensayo disponible Test method available / Méthode d'essai disponible	<7,0 x 10 ⁻⁶ °C ⁻¹
Resistencia al choque térmico Thermal shock resistance / Résistance au choc thermique	ISO 10545-9	Método de ensayo disponible Test method available / Méthode d'essai disponible	Resiste Resists / Résiste
Resistencia al cuarteo Crazing resistance / Résistance au tressailage	ISO 10545-11	Exigida Required / Exigée	Resiste Resists / Résiste
Resistencia química Chemical resistance / Résistance chimique	ISO 10545-13	Ácidos y bases Acids and bases / Acides et bases Productos de limpieza y reactivos de piscinas Cleaning products and pool reactive agents / Produits de nettoyage et réactifs de piscines Método de ensayo disponible Test method available / Méthode d'essai disponible Mínimo GB Minimum GB / Minimum GB	Cumple la norma Conforms to standard / Satisfait à la norme Clase GA Class GA / Classe GA
Resistencia a las manchas Resistance to stains / Résistance aux taches	ISO 10545-14	Mínimo clase 3 Minimum class 3 / Minimum classe 3	Cumple la norma Conforms to standard / Satisfait à la norme

Porcelux

GRUPO Bla (GL) Absorción de agua 0,5% < E< 3% GROUPE Bla (GL) Water absorption 0,5% < E< 3% GROUPE Bla (GL) Absorption d'eau 0,5% < E< 3%	NORMAS DE ENSAYO STANDARD / NORMES D'ESSAI	VALORES PRESCRITOS NORMA EN 14411 VALUE REQUIRED BY EN 14411 STANDARD / VALEURS PRESCRITES NORME EN 14411	VALOR MEDIO AVERAGE VALUE / VALEUR MOYENNE
Características dimensionales Dimensional features / Caractéristiques dimensionnelles	ISO 10545-2		Cumple la norma Conforms to standard / Satisfait à la norme
Absorción de agua Water absorption / Absorption d'eau	ISO 10545-3	Bla < 0,5%	2%
Resistencia a la flexión Modulus of rupture / Résistance à la flexion	ISO 10545-4	> 30 N / mm ² > 1100 N	35 - 45 N/ mm ² 1800 - 2500 N
Resistencia a la abrasión superficial Resistance to surface abrasion / Résistance à l'abrasion de surface	ISO 10545-7	Clase indicada por el fabricante Abrasion class indicated by the manufacturer / Classe indiquée par le fabricant	Según Modelos According to models / Selon modèles
Dilatación térmica lineal Linear thermal expansion / Dilatation thermique linéaire	ISO 10545-8	Método de ensayo disponible Test method available / Méthode d'essai disponible	<7,0 x 10 ⁻⁶ °C ⁻¹
Resistencia al choque térmico Thermal shock resistance / Résistance au choc thermique	ISO 10545-9	Método de ensayo disponible Test method available / Méthode d'essai disponible	Resiste Resists / Résiste
Resistencia al cuarteo Crazing resistance / Résistance au tressailage	ISO 10545-11	Exigida Required / Exigée	Resiste Resists / Résiste
Resistencia química Chemical resistance / Résistance chimique	ISO 10545-13	Ácidos y bases Acids and bases / Acides et bases Productos de limpieza y reactivos de piscinas Cleaning products and pool reactive agents / Produits de nettoyage et réactifs de piscines Método de ensayo disponible Test method available / Méthode d'essai disponible Mínimo GB Minimum GB / Minimum GB	Cumple la norma Conforms to standard / Satisfait à la norme Clase GA Class GA / Classe GA
Resistencia a las manchas Resistance to stains / Résistance aux taches	ISO 10545-14	Mínimo clase 3 Minimum class 3 / Minimum classe 3	Cumple la norma Conforms to standard / Satisfait à la norme

Porcesshine

GRUPO Bla (GL) Absorción de agua 0,5% < E< 3% GROUPE Bla (GL) Water absorption 0,5% < E< 3% GROUPE Bla (GL) Absorption d'eau 0,5% < E< 3%	NORMAS DE ENSAYO STANDARD / NORMES D'ESSAI	VALORES PRESCRITOS NORMA EN 14411 VALUE REQUIRED BY EN 14411 STANDARD / VALEURS PRESCRITES NORME EN 14411	VALOR MEDIO AVERAGE VALUE / VALEUR MOYENNE
Características dimensionales Dimensional features / Caractéristiques dimensionnelles	ISO 10545-2		Cumple la norma Conforms to standard / Satisfait à la norme
Absorción de agua Water absorption / Absorption d'eau	ISO 10545-3	Bla < 0,5%	2%
Resistencia a la flexión Modulus of rupture / Résistance à la flexion	ISO 10545-4	> 30 N / mm ² > 1100 N	35 - 45 N/ mm ² 1800 - 2500 N
Resistencia a la abrasión superficial Resistance to surface abrasion / Résistance à l'abrasion de surface	ISO 10545-7	Clase indicada por el fabricante Abrasion class indicated by the manufacturer / Classe indiquée par le fabricant	Según Modelos According to models / Selon modèles
Dilatación térmica lineal Linear thermal expansion / Dilatation thermique linéaire	ISO 10545-8	Método de ensayo disponible Test method available / Méthode d'essai disponible	<7,0 x 10 ⁻⁶ °C ⁻¹
Resistencia al choque térmico Thermal shock resistance / Résistance au choc thermique	ISO 10545-9	Método de ensayo disponible Test method available / Méthode d'essai disponible	Resiste Resists / Résiste
Resistencia al cuarteo Crazing resistance / Résistance au tressailage	ISO 10545-11	Exigida Required / Exigée	Resiste Resists / Résiste
Resistencia química Chemical resistance / Résistance chimique	ISO 10545-13	Ácidos y bases Acids and bases / Acides et bases Productos de limpieza y reactivos de piscinas Cleaning products and pool reactive agents / Produits de nettoyage et réactifs de piscines Método de ensayo disponible Test method available / Méthode d'essai disponible Mínimo GB Minimum GB / Minimum GB	Cumple la norma Conforms to standard / Satisfait à la norme Clase GA Class GA / Classe GA
Resistencia a las manchas Resistance to stains / Résistance aux taches	ISO 10545-14	Mínimo clase 3 Minimum class 3 / Minimum classe 3	Cumple la norma Conforms to standard / Satisfait à la norme

prismacer
cerámica

RECOMENDACIONES PARA LA LIMPIEZA DE DECORADOS Y PIEZAS ESPECIALES

Debido a las características de los metales utilizados en la confección de estos productos. Es suficiente utilizar una bayeta húmeda y jabón líquido neutro. Si la pieza llevara protección no quitarla hasta que el producto esté colocado y limpio. No se atenderán reclamaciones una vez colocado el producto.

RECOMMENDATIONS FOR THE CLEANING OF DECORATIVE AND SPECIAL PIECES

Due to the characteristics of the metals used in the production of these pieces, only a damp cloth and neutral liquid soap are required to clean them. Any protective material should be left on the piece until it is fitted and clean. Complaints will not be considered once the product has been fitted.

RECOMMANDATIONS CONCERNANT LE NETTOYAGE DES DECORS ET PIECES SPECIALES

Dues aux caractéristiques des métaux utilisés lors de la confection de ses produits, il est suffisant d'utiliser une éponge humide et du savon neutre. Dans le cas où la pièce porterait une protection, ne pas l'enlever jusqu'à ce que le produit soit posé et nettoyé. Aucune réclamation ne sera acceptée une fois le produit Pamesa posé.

PRISSMACER CERÁMICA S.L.U. aplica una política de continuo desarrollo de sus productos y se reserva el derecho a realizar cambios en los productos, colores, especificaciones técnicas, packings y códigos sin previo aviso. PRISSMACER CERÁMICA S.L.U. ha realizado un esfuerzo considerable para que toda la información sea adecuada en el momento de la publicación del catálogo. A causa de las limitaciones del proceso de impresión los colores reproducidos pueden sufrir ligeras variaciones con respecto al producto original. PRISSMACER CERÁMICA S.L.U. informa que este catálogo tiene validez a nivel informativo y por tanto no se hace responsable de los posibles errores de impresión; reservándose el derecho de realizar modificaciones sin necesidad de preaviso.

PRISSMACER CERÁMICA S.L.U. operates a policy of continuous development and reserves the right to make changes to its products, colours, engineering specifications, packaging and codes without prior notice. PRISSMACER CERÁMICA S.L.U. has taken every effort to ensure that the information contained in the catalogue is correct at the time of publication. Due to the limitations of the printing process, the colours reproduced may vary slightly from the original product. PRISSMACER CERÁMICA S.L.U. advises that this catalogue is only valid for information purposes and therefore does not accept responsibility for any possible printing errors.

PRISSMACERCERÁMICAS.L.U.applique une politique de développement continu de ses produits et se réserve le droit de réaliser des changements, que ce soit de produits, couleurs, spécifications techniques, paquetages et codifications et cela sans en aviser préalablement l'acheteur. PRISSMACER CERÁMICAS.L.U. a réalisé un effort considérable pour que toute l'information donnée soit adéquate au moment de la publication du catalogue. Dues aux limitations du processus d'impression, les couleurs reproduites peuvent souffrir de légères variations avec le produit original. PRISSMACER CERÁMICA S.L.U. vous informe que les informations de ce catalogue sont données à titre informatif et qu'elle n'est pas responsable des possibles erreurs d'impression. De plus, elle se réserve le droit de modifier les informations sans préavis.

PRISSMACER CERÁMICA S.L.U.
Camino Ratils, 23
Polígono Industrial Colomer
12200 Onda, Castellón (España)
Tel: (+34) 964 500 226
info@prissmacer.es
@prissmacer_tiles

www.prissmacer.es