

**GAUDI**  
ARCHITECTURAL SOLUTIONS

**GAUDI**  
ARCHITECTURAL SOLUTIONS

# ABOUT THE BRAND

GAUDI offers quality and stylish architectural decor for rooms of any type. This brand's products include solutions for interiors, as well as for facades. We offer a great variety of polyurethane foam profiles for use in various styles, from traditional classics to the fashionable loft. The material is notable for its lightness, durability and practicality. It is resistant to moisture and mechanical damages, and also it is easy to mount.

GAUDI's interior collection includes more than 500 elements of decor. Among them are cornices, skirtings, mouldings, ceiling rosettes, decorative panels, arch and door framing, fireplace portals and many other elements, which make the decoration of the space look individual. All products are preliminarily primed and are ready for painting. Decor GAUDI will help emphasize the design of the room and give to interior a complete look.

# ABOUT THE COMPANY

«Decor» LLC is one of the largest manufacturers of polyurethane foam architectural decorative elements in the world.

All the products undergo obligatory multi-level quality control and certification.

High-developed logistics system, including warehouse complexes in Moscow and Rotterdam, with an area

of more than 8,000 square meters, provides a first-class level of service.

Starting from 2015 products manufactured by «Decor» LLC under the «GAUDI» brand are represented in Europe.

The plant is certified according to ISO 9001 system.

# ABOUT THE PRODUCTION

7

Innovative technologies allow creating elements with finest quality. The most part of processes at our production site is fully automated.

We purchase raw materials and equipment from the best manufacturers in the world: DOW CHEMICAL, Bayer, BASF, CANNON, KRAUSS-MAFFEI, SIEMENS, BOSCH REXROTH, ZwickRoell, Promix Solutions, HUNTSMAN CORPORATION.

Our own team of specialists works on creating original products, and we also engage other Russian and European designers.

Our company is the only manufacturer on the market that uses filmless mould casting technology. Thanks to this our products get a distinct pattern, which is important for the finest patterns on ornamented elements. The pride of our production site is the robotized casting line which does not have anything comparable in the world. Our company's process engineers regularly improve all the production cycles. Our main priority is to create a product to completely satisfy the desires of the market and to meet current needs.

# CONTENTS

## 01

### NEW CLASSICISM

Classic styles in the context of modern design	13
Cornices and architraves	19
Mouldings	49
Moulding corner elements	65
Skirtings	73
Ceiling rosettes and ceiling panels	77
Ornaments	93
Corbels and niches	101
Arch frames	109
Pilasters	113
Half columns	123
Columns	139
Decorative fireplaces	159

## 02

### SMALL BAROQUE

Small Baroque	177
Cornices	181
Mouldings	199
Moulding corner elements	213
Skirtings	219
Ceiling rosettes	221
Ornaments	229
Arch frames	235
Corbels	239
Pilasters	243
Half columns	247
Columns	253
Decorative fireplaces	261

## 03

### NEW ART DECO

New Art Deco	279
Cornices	285
Mouldings	305
Moulding corner elements	315
Skirtings	317
Ceiling rosettes and ceiling panels	321
Arch frames	327
Corbels	329

## 04

### CONTEMPORARY

Modern style	349
Cornices and architraves	355
Mouldings	367
Skirtings	377
Moulding corner elements	381
Ceiling rosettes and ceiling panels	383
Corbels	387
Decorative panels	391
Mounting	411
Notes	415
Contacts	416

**NEW  
CLA  
SSIC  
ISM**

# NEW CLASSICISM

**The main thing is to work professionally and to know your task clearly. It is much more difficult to create a beautiful and effective interior with elements of classic styles than to design for a loft or in the Scandinavian style.**

Classic styles within the context of contemporary design

Despite the fact that humanity wants to reach for the stars, invents supercomputers and unique means of communication, at home most people still want comfort and cosiness, which would be nowhere near the cold white walls of the spacecraft. But classic interiors, that remind of the heyday of the arts during the periods of Baroque, Rococo, Classicism and the Empire style, still don't lose their popularity. Images of the glorious past attract people around the world even now, in the era of high-speed internet and electro cars.

It is clear that it's impossible to work using historical styles in the context of the XXIst century. Baroque and classicism have remained in the past, because today there are no such tasks that would be close to the ones, that the kings and nobles of France set before their decorators. Besides, the rhythm of the modern man's life, his requirements for comfort and functionality of his home are very different from the ones that existed in the times of Louis the XIVth. The same can be said about the area of modern flats and country houses, which differs from grandiose by today's standards sizes of noblemen's houses in the XVIII-XIX centuries.



# NEW CLASSICISM

But this does not mean that elements and interpretations of classic styles cannot be used in the modern interior design. In fact, moulded decor and fireplace portals, herringbone parquet and other elements of classic styles still remain as the signs of luxury and status. The main thing is to work professionally and clearly know your task. Because it is much more difficult to create a beautiful and effective interior with elements of classic styles than to work well in a loft or in the Scandinavian style.

Main methods of working with classic styles in contemporary interior design

## 1. Historicism. Neostyles

Historicism uses elements and details of a particular historical style, adjusting them according to modern conditions and tasks. It creates the sense of history, and in this case, it is important to be authentic. In the context of historicism, it is impossible to use glossy stretch ceiling with built-in lamps, indirect ceiling lights and a convertible sofa. It is very important to choose only one classic style, without generalizing everything from the Ancient Rome to the Stalinist Empire style under the abstract name of «Modern classics». If your customer is not planning to build a new Versailles, then it would be more correct to work with reminiscences of Rococo and Classicism: it is practically impossible to recreate Baroque and Empire styles images in contemporary flats, which are limited not only by the area, but also the height of the ceilings. Even the sizes of storage rooms in Versailles were bigger than many modern apartments.

In historicism furniture and interior objects are made based on historic templates, also antiques may be used. Elements of moulded decor must be matched precisely to one another, and thanks to this the interior becomes authentic. The main thing is not to mix the military theme of the Empire style with languishing putti of the Rococo.

## 2. Eclecticism

The eclecticism is much more free in its solutions than historicism. It uses elements and details of several styles (as a rule, three), adapting them to modern conditions and tasks. In the eclecticism it is effective to use one classic style, contemporary Modernism and oriental motifs as accents. One of the most popular variants of eclecticism today is the style called «La Parisienne», which main technique is the contrast between the contemporary furniture and decor and the historical architectural environment of the interior. In Paris there is an extensive historical housing stock, while in Russia we have to reproduce it ourselves using elements of architectural and moulded decor. And the more «faithful» the solution is, the better. When picking frisos, cornices, skirtings and column capitals, think about light-filled flats in the Marais in Paris. The more precisely the decor is chosen, the livelier the interior will look.

## 3. Fusion

If eclecticism combines various styles, then fusion literally mixes them with one another. This style interprets history in a very free manner. An armchair with baroque lines made of bright polyurethane, heating radiator with a classic ornament and cut-glass lamp in the form of a column capital — all of them can be found in the interior made in the style of fusion. That is, all elements of such interior remind us of something from the history, but they have never existed in real classic interiors.

Generalizing and simplifying classic elements, changing objects, many furniture manufacturers come to fusion. Most of the time they «modernise» namely classic styles. That's why it is fusion which is the closest to meaning that many people put into the catch phrase «modern classics». Here light behind the cornice, stretch ceiling with a moulded ceiling rosette, free in-

terpretations of architectural elements and classic kitchens (which, of course, have never could not exist in historical interiors) are the main thing is to maintain the style in every-

Main mistakes when working with classicism

1. Mixing different classic styles with warping within one interior.

Baroque elements without adaptation of strange together with details of the Empire Classicism.

2. Eclecticism and fusion in one interior.

The designer often strives for eclecticism, but because of the budget or other he leans towards simplifications and a classic chandelier looks alienated on a stretch ceiling with built-in lamps surrounding it.

3. Large decor and furniture, that are not adapted to the area and height of the ceiling. Several baroque objects in the eclectic interior excellently on the contrast with modernism, trying to fully organize modern interior with furniture and decor is a mistake. In this case a flat will look cluttered.


For convenience we have categorized a list of classic moulded decor into two groups. It was not to reproduce exact copies of historical styles. For us it was important to create an image. Rococo artists and decorators called it «Small Baroque», and namely this name we designate asymmetrical and elegant elements. Rococo remind of this luxurious style of the past. Classicism is more restrained and calm. Symmetry and the severity of lines can also be achieved using colour and bright elements.

# CONTENTS

## 01

Cornices and architraves	19
Mouldings	49
Moulding corner elements	65
Skirtings	73
Ceiling rosettes and ceiling panels	77
Ornaments	93
Corbels and niches	101
Arch frames	109
Pilasters	113
Half columns	123
Columns	139
Decorative fireplaces	159

# Cornices


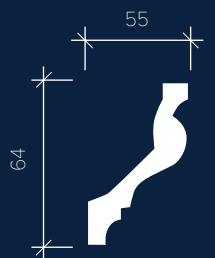


CORNICE 1.50.100 + FLEXIBLE

2000×55×64 mm



Minimal radius of the flexible cornice 1.50.100, mm.


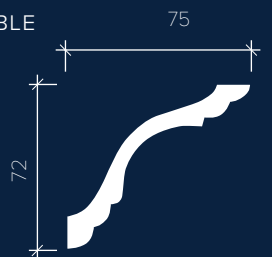


CORNICE 1.50.102 + FLEXIBLE

2000×75×72 mm



Minimal radius of the flexible cornice 1.50.102, mm.

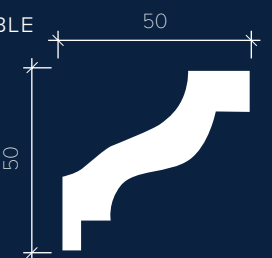


CORNICE 1.50.103 + FLEXIBLE


2000×50×50 mm



Minimal radius of the flexible cornice 1.50.103, mm.



# Cornices



**CORNICE 1.50.105 + FLEXIBLE**

2000 × 63 × 60 mm

Minimal radius of the flexible cornice 1.50.105, mm.



**CORNICE 1.50.110 + FLEXIBLE**

2000 × 192 × 162 mm

Minimal radius of the flexible cornice 1.50.110, mm.



**CORNICE 1.50.108 + FLEXIBLE**

2000 × 116 × 118 mm

Minimal radius of the flexible cornice 1.50.108, mm.



**CORNICE 1.50.111 + FLEXIBLE**

2000 × 116 × 111 mm

Minimal radius of the flexible cornice 1.50.111, mm.



**CORNICE 1.50.109 + FLEXIBLE**

2000 × 188 × 84 mm

Minimal radius of the flexible cornice 1.50.109, mm.



**CORNICE 1.50.112 + FLEXIBLE**

2000 × 38 × 76 mm

Minimal radius of the flexible cornice 1.50.112, mm.

# Cornices

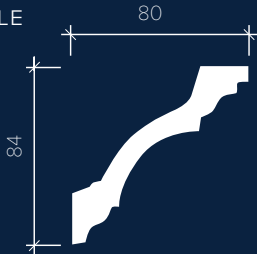


CORNICE 1.50.113 + FLEXIBLE

2000 × 80 × 84 mm



Minimal radius of the flexible cornice 1.50.113, mm.


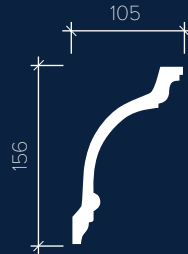


CORNICE 1.50.117 + FLEXIBLE

2000 × 105 × 156 mm



Minimal radius of the flexible cornice 1.50.117, mm.

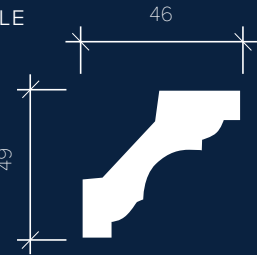


CORNICE 1.50.115 + FLEXIBLE

2000 × 46 × 49 mm



Minimal radius of the flexible cornice 1.50.115, mm.


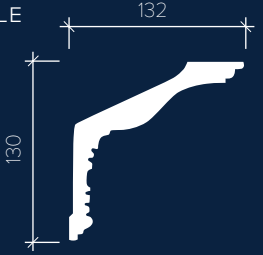


CORNICE 1.50.118 + FLEXIBLE

2000 × 132 × 130 mm



Minimal radius of the flexible cornice 1.50.118, mm.


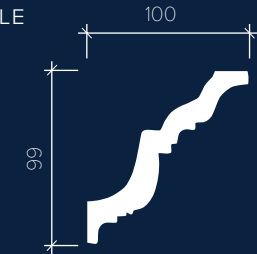


CORNICE 1.50.116 + FLEXIBLE

2000 × 100 × 99 mm



Minimal radius of the flexible cornice 1.50.116, mm.

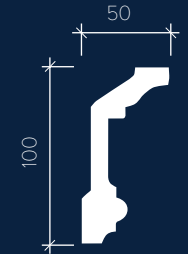


CORNICE 1.50.121 + FLEXIBLE


2000 × 50 × 100 mm



Minimal radius of the flexible cornice 1.50.121, mm.



# Cornices


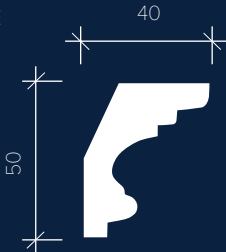


CORNICE 1.50.122 + FLEXIBLE

2000 × 40 × 50 mm



Minimal radius of the flexible cornice 1.50.122, mm.


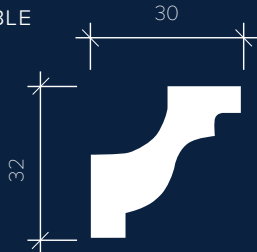


CORNICE 1.50.130 + FLEXIBLE

2000 × 30 × 32 mm



Minimal radius of the flexible cornice 1.50.130, mm.


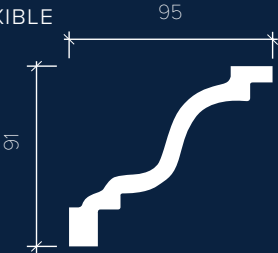


CORNICE 1.50.126 + FLEXIBLE

2000 × 95 × 91 mm



Minimal radius of the flexible cornice 1.50.126, mm.


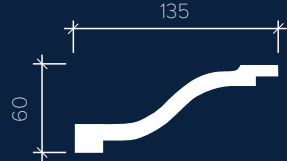


CORNICE 1.50.131 + FLEXIBLE

2000 × 135 × 60 mm



Minimal radius of the flexible cornice 1.50.131, mm.


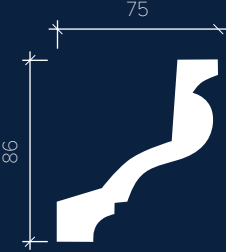


CORNICE 1.50.129+ FLEXIBLE

2000 × 75 × 86 mm



Minimal radius of the flexible cornice 1.50.129, mm.




CORNICE 1.50.132 + FLEXIBLE


2000 × 117 × 216 mm



Minimal radius of the flexible cornice 1.50.132, mm.




# Cornices



**CORNICE 1.50.133 + FLEXIBLE**

2000 × 115 × 120 mm


Minimal radius of the flexible cornice 1.50.133, mm.



**CORNICE 1.50.139 + FLEXIBLE**

2000 × 98 × 98 mm


Minimal radius of the flexible cornice 1.50.139, mm.



**CORNICE 1.50.134 + FLEXIBLE**

2000 × 194 × 150 mm


Minimal radius of the flexible cornice 1.50.134, mm.



**CORNICE 1.50.141 + FLEXIBLE**

2000 × 70 × 70 mm


Minimal radius of the flexible cornice 1.50.141, mm.



**CORNICE 1.50.137 + FLEXIBLE**

2000 × 183 × 190 mm

Minimal radius of the flexible cornice 1.50.137, mm.

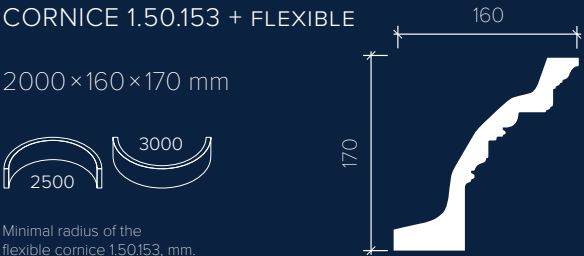

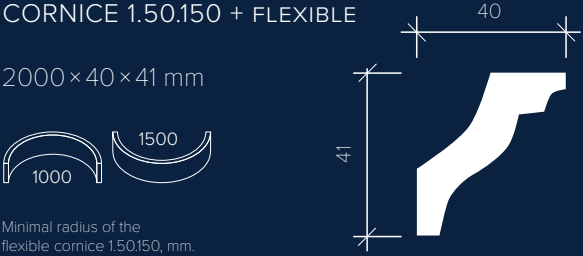

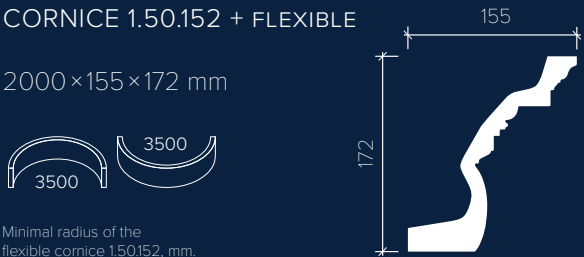

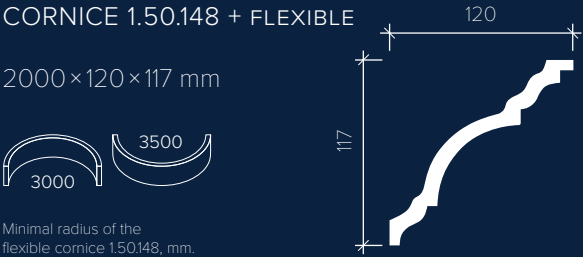
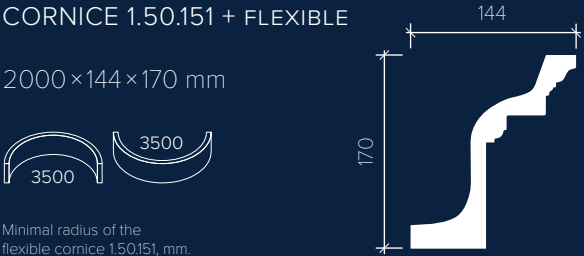

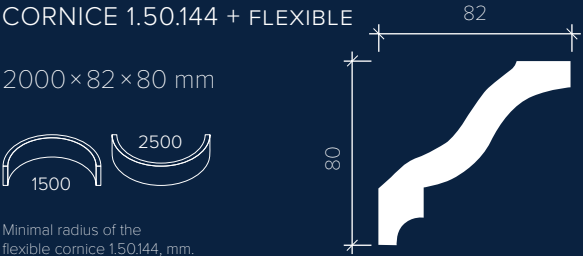



**CORNICE 1.50.143 + FLEXIBLE**

2000 × 70 × 73 mm

Minimal radius of the flexible cornice 1.50.143, mm.

# Cornices





# Cornices

**CORNICE 1.50.154 + FLEXIBLE**

2000 × 23 × 23 mm




Minimal radius of the flexible cornice 1.50.154, mm.



**CORNICE 1.50.158 + FLEXIBLE**

2000 × 33 × 33 mm




Minimal radius of the flexible cornice 1.50.158, mm.



**CORNICE 1.50.155 + FLEXIBLE**

2000 × 17 × 26 mm




Minimal radius of the flexible cornice 1.50.155, mm.



**CORNICE 1.50.159 + FLEXIBLE**

2000 × 28 × 45 mm




Minimal radius of the flexible cornice 1.50.159, mm.



**CORNICE 1.50.157 + FLEXIBLE**

2000 × 31 × 33 mm




Minimal radius of the flexible cornice 1.50.157, mm.



**CORNICE 1.50.161 + FLEXIBLE**

2000 × 91 × 82 mm




Minimal radius of the flexible cornice 1.50.161, mm.




# Cornices



**CORNICE 1.50.164 + FLEXIBLE**

2000 × 126 × 126 mm

Minimal radius of the flexible cornice 1.50.164, mm.



**CORNICE 1.50.173 + FLEXIBLE**

2000 × 40 × 55 mm

Minimal radius of the flexible cornice 1.50.173, mm.



**CORNICE 1.50.169 + FLEXIBLE**

2000 × 95 × 102 mm

Minimal radius of the flexible cornice 1.50.169, mm.



**CORNICE 1.50.174 + FLEXIBLE**

2000 × 36 × 61 mm

Minimal radius of the flexible cornice 1.50.174, mm.



**CORNICE 1.50.171 + FLEXIBLE**

2000 × 30 × 45 mm

Minimal radius of the flexible cornice 1.50.171, mm.




**CORNICE 1.50.177 + FLEXIBLE**

2000 × 55 × 120 mm

Minimal radius of the flexible cornice 1.50.177, mm.

# Cornices



**CORNICE 1.50.179 + FLEXIBLE**

2000×81×77 mm


Minimal radius of the flexible cornice 1.50.179, mm.



**CORNICE 1.50.183 + FLEXIBLE**

2000×84×96 mm

Minimal radius of the flexible cornice 1.50.183, mm.



**CORNICE 1.50.180 + FLEXIBLE**

2000×94×120 mm

Minimal radius of the flexible cornice 1.50.180, mm.



**CORNICE 1.50.184 + FLEXIBLE**

2000×72×74 mm

Minimal radius of the flexible cornice 1.50.184, mm.



**CORNICE 1.50.182 + FLEXIBLE**

2000×40×67 mm

Minimal radius of the flexible cornice 1.50.182, mm.




**CORNICE 1.50.186 + FLEXIBLE**

2000×56×83 mm

Minimal radius of the flexible cornice 1.50.186, mm.

# Cornices

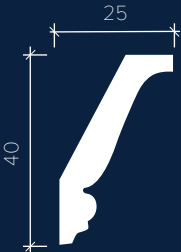


CORNICE 1.50.191 + FLEXIBLE

2000 × 25 × 40 mm



Minimal radius of the flexible cornice 1.50.191, mm.

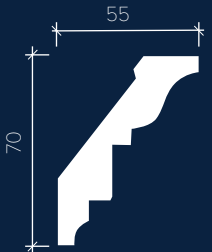


CORNICE 1.50.196 + FLEXIBLE

2000 × 55 × 70 mm



Minimal radius of the flexible cornice 1.50.196, mm.


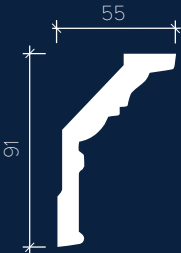


CORNICE 1.50.193 + FLEXIBLE

2000 × 55 × 91 mm



Minimal radius of the flexible cornice 1.50.193, mm.

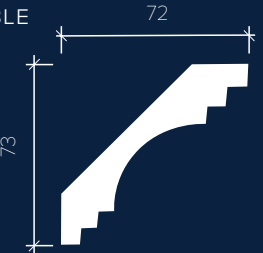


CORNICE 1.50.199 + FLEXIBLE

2000 × 72 × 73 mm



Minimal radius of the flexible cornice 1.50.199, mm.

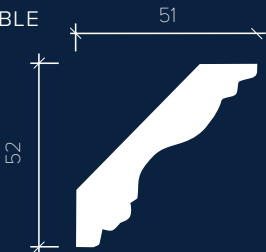


CORNICE 1.50.194 + FLEXIBLE

2000 × 51 × 52 mm



Minimal radius of the flexible cornice 1.50.194, mm.

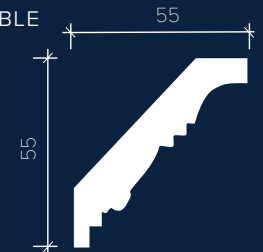


CORNICE 1.50.200 + FLEXIBLE

2000 × 55 × 55 mm



Minimal radius of the flexible cornice 1.50.200, mm.



# Cornices



**CORNICE 1.50.203 + FLEXIBLE**

2000 × 129 × 115 mm

1500 2500

Minimal radius of the flexible cornice 1.50.203, mm.



**CORNICE 1.50.207 + FLEXIBLE**

2000 × 54 × 53 mm

2000 2500

Minimal radius of the flexible cornice 1.50.207, mm.




**CORNICE 1.50.204 + FLEXIBLE**

2000 × 40 × 36 mm

1500 2000

Minimal radius of the flexible cornice 1.50.204, mm.



**CORNICE 1.50.208 + FLEXIBLE**

2000 × 70 × 70 mm

3000

Minimal radius of the flexible cornice 1.50.208, mm.




**CORNICE 1.50.206 + FLEXIBLE**

2000 × 35 × 36 mm

1500 1500

Minimal radius of the flexible cornice 1.50.206, mm.




**CORNICE 1.50.215 + FLEXIBLE**

2000 × 49 × 51 mm

2000

Minimal radius of the flexible cornice 1.50.215, mm.

# Cornices

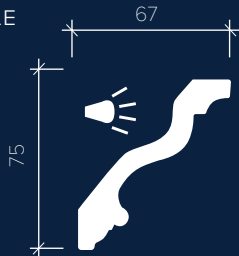


CORNICE 1.50.216 + FLEXIBLE

2000 × 67 × 75 mm



Minimal radius of the flexible cornice 1.50.216, mm.




CORNICE 1.50.254 + FLEXIBLE

2000 × 93 × 130 mm



Minimal radius of the flexible cornice 1.50.254, mm.



CORNICE 1.50.250 + FLEXIBLE

2000 × 73 × 164 mm



Minimal radius of the flexible cornice 1.50.250, mm.

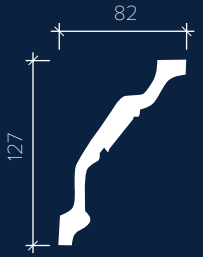


CORNICE 1.50.255 + FLEXIBLE

2000 × 82 × 127 mm



Minimal radius of the flexible cornice 1.50.255, mm.

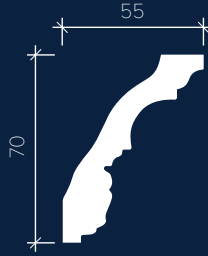


CORNICE 1.50.251 + FLEXIBLE

2000 × 55 × 70 mm



Minimal radius of the flexible cornice 1.50.251, mm.

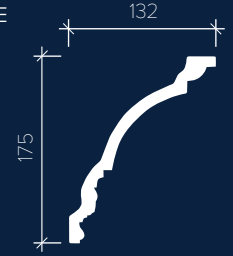


CORNICE 1.50.256 + FLEXIBLE

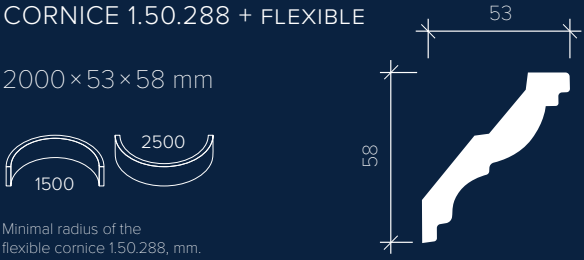
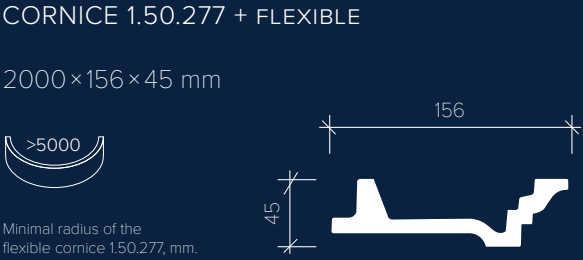
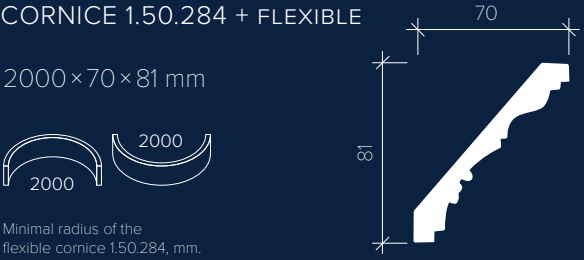

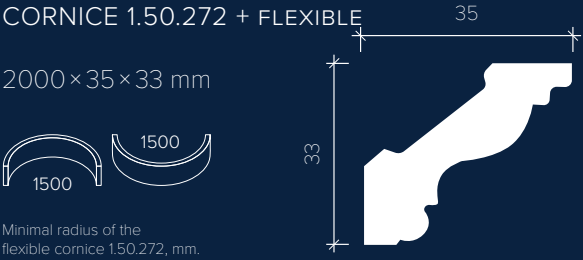
2000 × 132 × 175 mm



Minimal radius of the flexible cornice 1.50.256, mm.



# Cornices



# Cornices

**CORNICE 1.50.292 + FLEXIBLE**

2000 × 25 × 25 mm

Minimal radius of the flexible cornice 1.50.292, mm.




**CORNICE 1.50.295 + FLEXIBLE**

2000 × 30 × 30 mm

Minimal radius of the flexible cornice 1.50.295, mm.




**CORNICE 1.50.293 + FLEXIBLE**

2000 × 85 × 84 mm

Minimal radius of the flexible cornice 1.50.293, mm.




**CORNICE 1.50.297 + FLEXIBLE**

2000 × 20 × 20 mm

Minimal radius of the flexible cornice 1.50.297, mm.




**CORNICE 1.50.294 + FLEXIBLE**

2000 × 43 × 43 mm

Minimal radius of the flexible cornice 1.50.294, mm.




**CORNICE 1.50.299 + FLEXIBLE**


2000 × 37 × 45 mm

Minimal radius of the flexible cornice 1.50.299, mm.






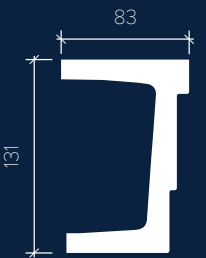

# Architraves



ARCHITRAVE 1.26.001

2000×83×131 mm


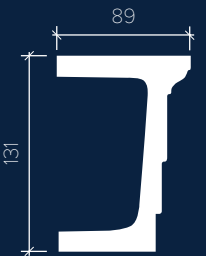
Combined with cornice  
1.50.151



ARCHITRAVE 1.26.002

2000×89×131 mm

Combined with cornice  
1.50.152



ARCHITRAVE 1.26.003

2000×91×132 mm

Combined with cornice  
1.50.153



# Mouldings

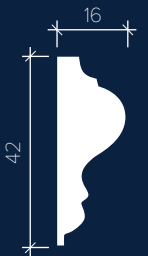


MOULDING 1.51.301 + FLEXIBLE

2000×16×42 mm



Minimal radius of the flexible moulding 1.51.301, mm.




MOULDING 1.51.302 + FLEXIBLE

2000×25×60 mm



Minimal radius of the flexible moulding 1.51.302, mm.



MOULDING 1.51.303 + FLEXIBLE

2000×19×82 mm



Minimal radius of the flexible moulding 1.51.303, mm.



# Mouldings

**MOULDING 1.51.304 + FLEXIBLE**

2000 × 25 × 51 mm





Minimal radius of the flexible moulding 1.51.304, mm.

**MOULDING 1.51.308 + FLEXIBLE**

2000 × 20 × 41 mm








Minimal radius of the flexible moulding 1.51.308, mm.

**MOULDING 1.51.305 + FLEXIBLE**

2000 × 15 × 28 mm

Minimal radius of the flexible moulding 1.51.305, mm.

**MOULDING 1.51.309 + FLEXIBLE**

2000 × 21 × 74 mm





Minimal radius of the flexible moulding 1.51.309, mm.

**MOULDING 1.51.307 + FLEXIBLE**

2000 × 25 × 96 mm





Minimal radius of the flexible moulding 1.51.307, mm.

**MOULDING 1.51.310 + FLEXIBLE**

2000 × 19 × 96 mm





Minimal radius of the flexible moulding 1.51.310, mm.

# Mouldings



MOULDING 1.51.311 + FLEXIBLE

2000×20×86 mm



Minimal radius of the flexible moulding 1.51.311, mm.



MOULDING 1.51.317 + FLEXIBLE

2000×20×101 mm



Minimal radius of the flexible moulding 1.51.317, mm.



MOULDING 1.51.312 + FLEXIBLE

2000×19×40 mm



Minimal radius of the flexible moulding 1.51.312, mm.




MOULDING 1.51.318 + FLEXIBLE

2000×32×65 mm



Minimal radius of the flexible moulding 1.51.318, mm.



MOULDING 1.51.314 + FLEXIBLE

2000×18×66 mm



Minimal radius of the flexible moulding 1.51.314, mm.



MOULDING 1.51.321 + FLEXIBLE

2000×8×19 mm



Minimal radius of the flexible moulding 1.51.321, mm.



# Mouldings

**MOULDING 1.51.322 + FLEXIBLE**

2000×12×25 mm




Minimal radius of the flexible moulding 1.51.322, mm.



**MOULDING 1.51.331 + FLEXIBLE**

2000×20×67 mm





Minimal radius of the flexible moulding 1.51.331, mm.



**MOULDING 1.51.323 + FLEXIBLE**

2000×10×32 mm

Minimal radius of the flexible moulding 1.51.323, mm.



**MOULDING 1.51.332 + FLEXIBLE**

2000×16×50 mm




Minimal radius of the flexible moulding 1.51.332, mm.



**MOULDING 1.51.330 + FLEXIBLE**

2000×28×60 mm




Minimal radius of the flexible moulding 1.51.330, mm.



**MOULDING 1.51.336 + FLEXIBLE**

2000×12×66 mm




Minimal radius of the flexible moulding 1.51.336, mm.



# Mouldings



MOULDING 1.51.345 + FLEXIBLE

2000 × 22 × 94 mm



Minimal radius of the flexible moulding 1.51.345, mm.

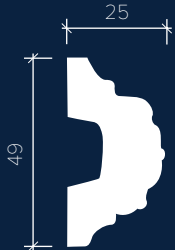


MOULDING 1.51.348 + FLEXIBLE

2000 × 25 × 49 mm



Minimal radius of the flexible moulding 1.51.348, mm.

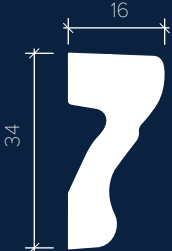


MOULDING 1.51.346 + FLEXIBLE

2000 × 16 × 34 mm



Minimal radius of the flexible moulding 1.51.346, mm.




MOULDING 1.51.352 + FLEXIBLE

2000 × 21 × 36 mm



Minimal radius of the flexible moulding 1.51.352, mm.



MOULDING 1.51.347 + FLEXIBLE

2000 × 27 × 91 mm



Minimal radius of the flexible moulding 1.51.347, mm.

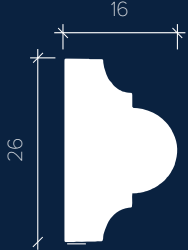


MOULDING 1.51.353 + FLEXIBLE


2000 × 16 × 26 mm



Minimal radius of the flexible moulding 1.51.353, mm.



# Mouldings



MOULDING 1.51.354 + FLEXIBLE

2000 × 26 × 68 mm



Minimal radius of the flexible moulding 1.51.354, mm.




MOULDING 1.51.373 + FLEXIBLE

2000 × 21 × 100 mm



Minimal radius of the flexible moulding 1.51.373, mm.




MOULDING 1.51.355 + FLEXIBLE

2000 × 38 × 102 mm



Minimal radius of the flexible moulding 1.51.355, mm.

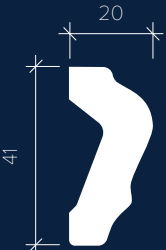


MOULDING 1.51.375 + FLEXIBLE

2000 × 20 × 41 mm



Minimal radius of the flexible moulding 1.51.375, mm.



MOULDING 1.51.367 + FLEXIBLE

2000 × 24 × 124 mm



Minimal radius of the flexible moulding 1.51.367, mm.



MOULDING 1.51.377 + FLEXIBLE

2000 × 17 × 52 mm



Minimal radius of the flexible moulding 1.51.377, mm.



# Mouldings




MOULDING 1.51.378 + FLEXIBLE

2000 × 9 × 21 mm



Minimal radius of the flexible moulding 1.51.378, mm.



MOULDING 1.51.383 + FLEXIBLE

2000 × 22 × 75 mm



Minimal radius of the flexible moulding 1.51.383, mm.

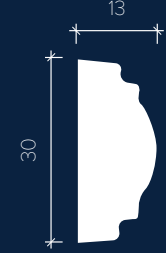


MOULDING 1.51.379 + FLEXIBLE

2000 × 13 × 30 mm



Minimal radius of the flexible moulding 1.51.379, mm.



MOULDING 1.51.384 + FLEXIBLE

2000 × 8 × 47 mm



Minimal radius of the flexible moulding 1.51.384, mm.



MOULDING 1.51.381 + FLEXIBLE

2000 × 24 × 193 mm



Minimal radius of the flexible moulding 1.51.381, mm.



MOULDING 1.51.400 + FLEXIBLE

2000 × 16 × 44 mm



Minimal radius of the flexible moulding 1.51.400, mm.





# Mouldings



MOULDING 1.51.401 + FLEXIBLE

2000 × 12 × 22 mm




Minimal radius of the flexible moulding 1.51.401, mm.



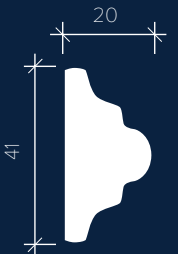
# Moulding corner elements




CORNER ELEMENT 1.52.284

256 × 26 × 256 

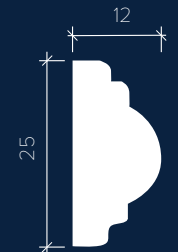
Combined with moulding  
1.51.308




CORNER ELEMENT 1.52.285

180 × 24 × 180 

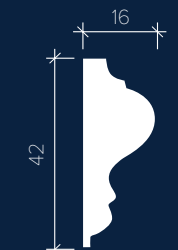
Combined with moulding  
1.51.322



CORNER ELEMENT 1.52.290  
1.52.293

395 × 24 × 215 


Combined with moulding  
1.51.301




# Moulding corner elements



CORNER ELEMENT 1.52.291  
1.52.295

192 × 22 × 195 

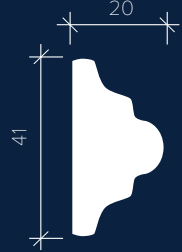
Combined with moulding  
1.51.301




CORNER ELEMENT 1.52.297  
1.52.298

215 × 20 × 215 

Combined with moulding  
1.51.308




CORNER ELEMENT 1.52.292

255 × 19 × 255 

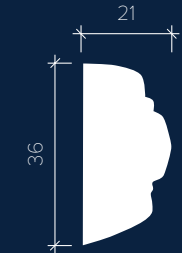
Combined with moulding  
1.51.312



CORNER ELEMENT 1.52.300

300 × 21 × 300 

Combined with moulding  
1.51.352



CORNER ELEMENT 1.52.294

60 × 19 × 260 

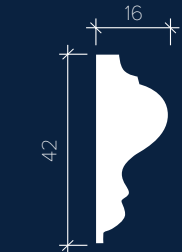
Combined with moulding  
1.51.314



CORNER ELEMENT 1.52.301

210 × 16 × 210 

Combined with moulding  
1.51.301




# Moulding corner elements



CORNER ELEMENT 1.52.302

215 × 25 × 215 

Combined with moulding 1.51.302



CORNER ELEMENT 1.52.312

208 × 19 × 210 


Combined with moulding 1.51.312



CORNER ELEMENT 1.52.303

295 × 21 × 295 

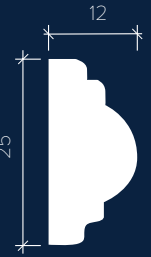
Combined with moulding 1.51.352



CORNER ELEMENT 1.52.322

110 × 12 × 110 

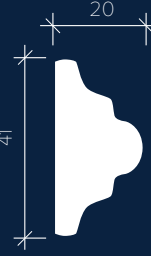
Combined with moulding 1.51.322



CORNER ELEMENT 1.52.308

160 × 20 × 160 

Combined with moulding 1.51.308



CORNER ELEMENT 1.52.318

175 × 32 × 175 

Combined with moulding 1.51.318



# Moulding corner elements




CORNER ELEMENT 1.52.361

288×29×288 

Combined with moulding  
1.51.361



# Skirtings

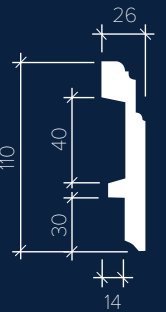


SKIRTING 1.53.101 + FLEXIBLE

2000 × 26 × 110 mm



Minimal radius of the flexible skirting 1.53.101, mm.

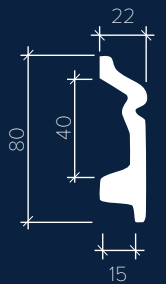


SKIRTING 1.53.107 + FLEXIBLE

2000 × 22 × 80 mm

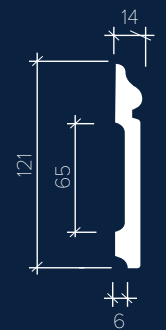


Minimal radius of the flexible skirting 1.53.107, mm.



SKIRTING 1.53.108

2000 × 14 × 121 mm



# Skirtings

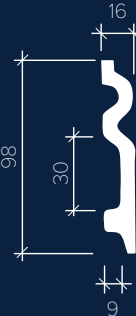


SKIRTING 1.53.109 + FLEXIBLE

2000 × 16 × 98 mm

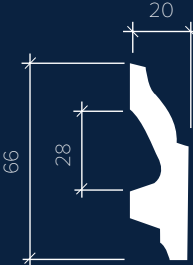


Minimal radius of the flexible skirting 1.53.109, mm.



SKIRTING 1.53.111

2000 × 20 × 66 mm



# Ceiling rosettes



CEILING ROSETTE 1.56.001

Ø: 695 mm D: 60 mm



CEILING ROSETTE 1.56.002

Ø: 520 mm D: 35 mm



CEILING ROSETTE 1.56.004

Ø: 435 mm D: 32 mm



# Ceiling rosettes



CEILING ROSETTE 1.56.005

Ø: 656 mm D: 48 mm



CEILING ROSETTE 1.56.008

H: 440 mm D: 32 mm W: 540 mm



CEILING ROSETTE 1.56.006

Ø: 330 mm D: 25 mm



CEILING ROSETTE 1.56.009

Ø: 293 mm D: 31 mm



CEILING ROSETTE 1.56.007

Ø: 400 mm D: 60 mm



CEILING ROSETTE 1.56.010

Ø: 193 mm D: 34 mm

# Ceiling rosettes



CEILING ROSETTE 1.56.011

Ø: 198 mm D: 21 mm



CEILING ROSETTE 1.56.019

Ø: 510 mm D: 32 mm



CEILING ROSETTE 1.56.012

Ø: 533 mm D: 45 mm



CEILING ROSETTE 1.56.020

Ø: 470 mm D: 41 mm



CEILING ROSETTE 1.56.015

Ø: 555 mm D: 62 mm



CEILING ROSETTE 1.56.021

Ø: 490 mm D: 60 mm

# Ceiling rosettes



CEILING ROSETTE 1.56.022

Ø: 525 mm D: 50 mm



CEILING ROSETTE 1.56.026

Ø: 770 mm D: 54 mm



CEILING ROSETTE 1.56.023

Ø: 590 mm D: 52 mm



CEILING ROSETTE 1.56.028

Ø: 670 mm D: 65 mm



CEILING ROSETTE 1.56.025

Ø: 820 mm D: 67 mm



CEILING ROSETTE 1.56.030

Ø: 395 mm D: 37 mm

# Ceiling rosettes



CEILING ROSETTE 1.56.031

Ø: 615 mm D: 50 mm



CEILING ROSETTE 1.56.034

Ø: 512 mm D: 49 mm



CEILING ROSETTE 1.56.032

Ø: 320 mm D: 38 mm



CEILING ROSETTE 1.56.036

Ø: 887 mm D: 62 mm



CEILING ROSETTE 1.56.033

Ø: 460 mm D: 55 mm



CEILING ROSETTE 1.56.037

Ø: 330 mm D: 34 mm

# Ceiling rosettes



CEILING ROSETTE 1.56.038

Ø: 400 mm D: 32 mm



CEILING ROSETTE 1.56.045

Ø: 663 mm D: 80 mm



CEILING ROSETTE 1.56.039

Ø: 659 mm D: 68 mm



CEILING ROSETTE 1.56.049

Ø: 346 mm D: 40 mm



CEILING ROSETTE 1.56.040

Ø: 707 mm D: 46 mm



CEILING ROSETTE 1.56.052

Ø: 310 mm D: 28 mm

# Ceiling rosettes



CEILING ROSETTE 1.56.053

H: 522 mm D: 32 mm W: 522 mm

---



CEILING ROSETTE 1.56.054

Ø: 710 mm D: 72 mm

---



CEILING ROSETTE 1.56.056

Ø: 454 mm D: 35 mm

# Ceiling panels



CEILING PANEL 1.57.001

H: 600 mm D: 69 mm W: 600 mm



CEILING PANEL 1.57.003

H: 600 mm D: 70 mm W: 600 mm



CEILING PANEL 1.57.004

H: 702 mm D: 85 mm W: 702 mm

# Ornaments



ORNAMENT 1.60.003  
35×13×25



ORNAMENT 1.60.004  
53×15×35



ORNAMENT 1.60.006  
60×10×60



ORNAMENT 1.60.005  
86×15×70



ORNAMENT 1.60.007  
156×18×97



ORNAMENT 1.60.008  
1.60.108  
82×8×28



# Ornaments



ORNAMENT  
1.60.009  
1.60.109  
  
134×12×55



ORNAMENT 1.60.012  
  
277×58×210



ORNAMENT 1.60.015  
  
120×22×51



ORNAMENT  
1.60.010  
1.60.110  
  
162×10×70



ORNAMENT 1.60.017  
  
90×15×90



ORNAMENT  
1.60.020  
1.60.120  
  
155×6×51



ORNAMENT  
1.60.011  
1.60.111  
  
270×25×134



ORNAMENT 1.60.021  
  
230×43×820

# Ornaments



ORNAMENT 1.60.022

318x50x895



ORNAMENT 1.60.026

152x30x175



ORNAMENT 1.60.027

150x31x269



ORNAMENT  
1.60.023  
1.60.123

158x30x298



ORNAMENT 1.60.028

120x20x410



ORNAMENT 1.60.024

193x25x238



ORNAMENT 1.60.025

210x30x387



ORNAMENT 1.60.029

222x33x395



ORNAMENT 1.60.033

101x19x218



ORNAMENT 1.60.032

188×51×604


# Corbels



CORBEL 1.19.001

313 × 149 × 180

---



CORBEL 1.19.003

152 × 123 × 119

---



CORBEL 1.19.005

496 × 163 × 188

# Corbels



CORBEL 1.19.007  
185×102×185



CORBEL 1.19.015  
165×70×111



CORBEL 1.19.009  
142×75×117



CORBEL 1.19.012  
142×68×102

# Niches



NICHE  
1.61.101

758×115×418



NICHE  
WITH SHELF  
1.61.110

590×90×315



Niches are sold separately.  
The base is equipped with additional  
niche shelf frosted opaque light diffusing  
polycarbonate 10 mm thick —  
it allows you to mount sources of indirect  
lighting into the base of the niche.

# Niches

NICHE  
1.61.102

1135 × 655

NICHE  
WITH SHELF  
1.61.120

975 × 175 × 557



Niches are sold separately.  
The base is equipped with additional  
niche shelf frosted opaque light diffusing  
polycarbonate 10 mm thick —  
it allows you to mount sources of indirect  
lighting into the base of the niche.

# Arch frames



PLATBAND 1.54.004

235×26×2080



PLATBAND 1.54.003

195×26×1265



1.54.009 | 1.54.019

115×10×310



1.54.012

115×10×730

1.54.001

98×30×98



1.54.002

96×30×96



1.54.013

109×28×109



1.54.017

86×27×86





# Arch frames

1.54.005

140×15×330



1.54.006

133×27×233



1.54.007

115×11×156



1.54.008

115×15×153




PEDIMENT 1.63.001

146×57×1280




1.51.307

96×25×2000



1.51.310

96×19×2000



PEDIMENT 1.63.002

146×57×1280



1.54.010

250×31×95



1.54.030

230×29×109



1.54.040 BASE

250×45×115





PEDIMENT 1.63.003

230×38×920



# Pilasters



Dimensions, mm

with element 4.22.301  
2679 × 151 × 418


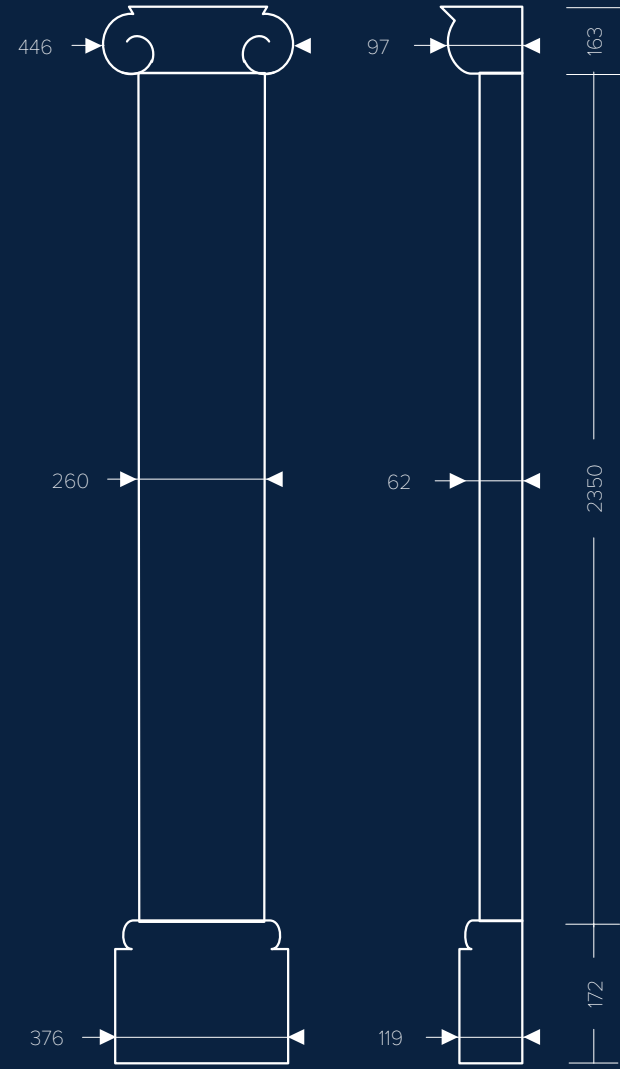
with element 4.22.302  
2679 × 151 × 418

All dimensions in mm, H × D × W

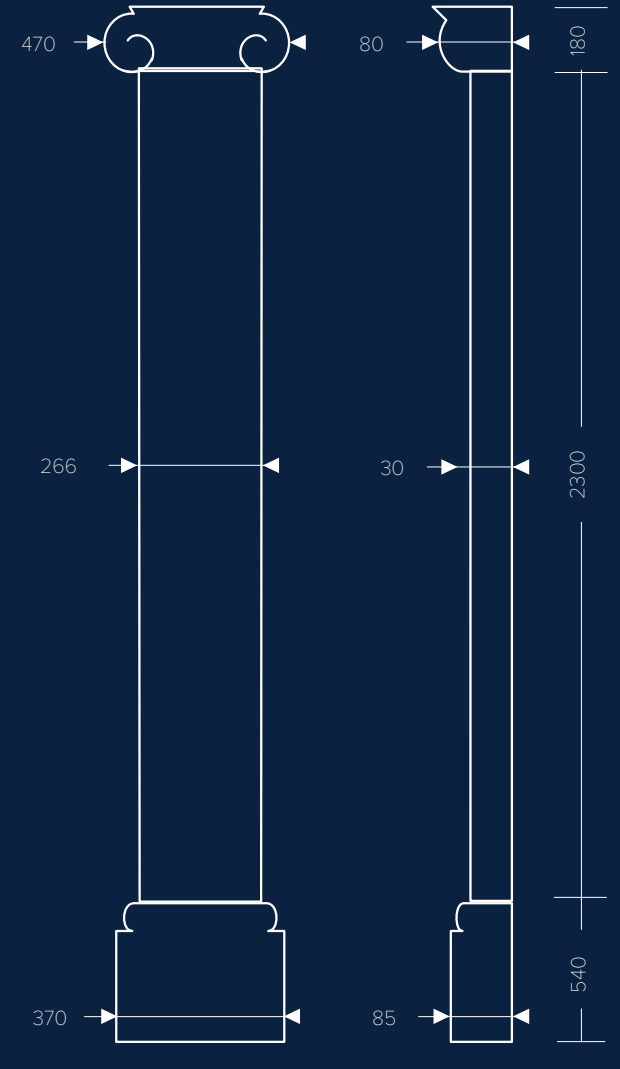
# Pilasters



All dimensions in mm, H×D×W



All dimensions in mm, H×D×W



with element 1.22.200  
2965×85×470

with element 1.22.020  
2665×85×470

# Pilasters



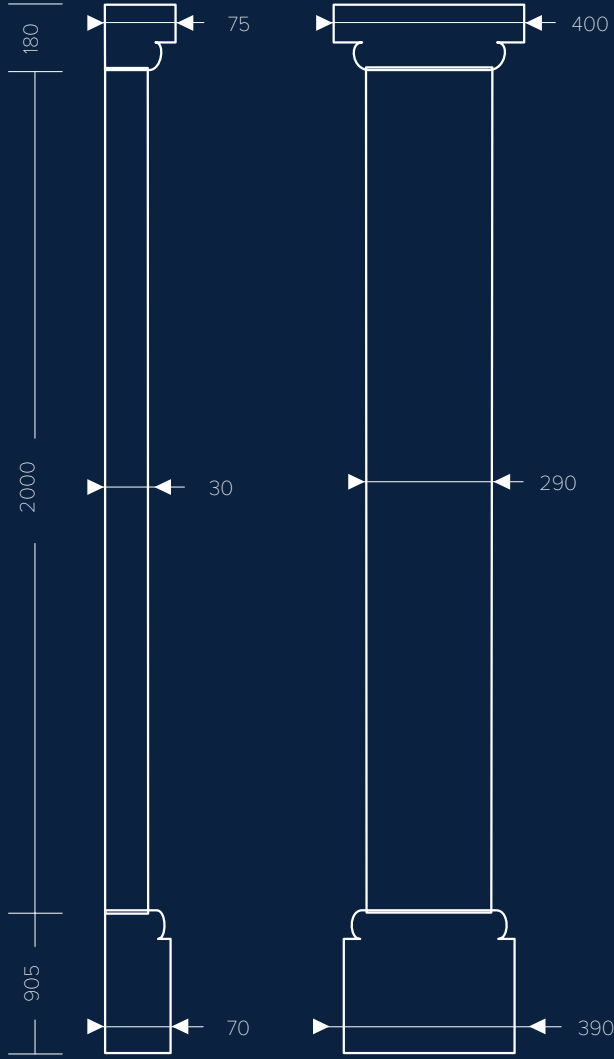
CAPITAL  
1.21.004



COLUMN  
SHAFT  
1.22.040



BASE  
1.23.400



Dimensions, mm  
3085 × 75 × 400




CAPITAL  
1.21.005



MOULDING  
1.51.307



BASE  
1.23.500




Dimensions, mm  
variable × 80 × 602

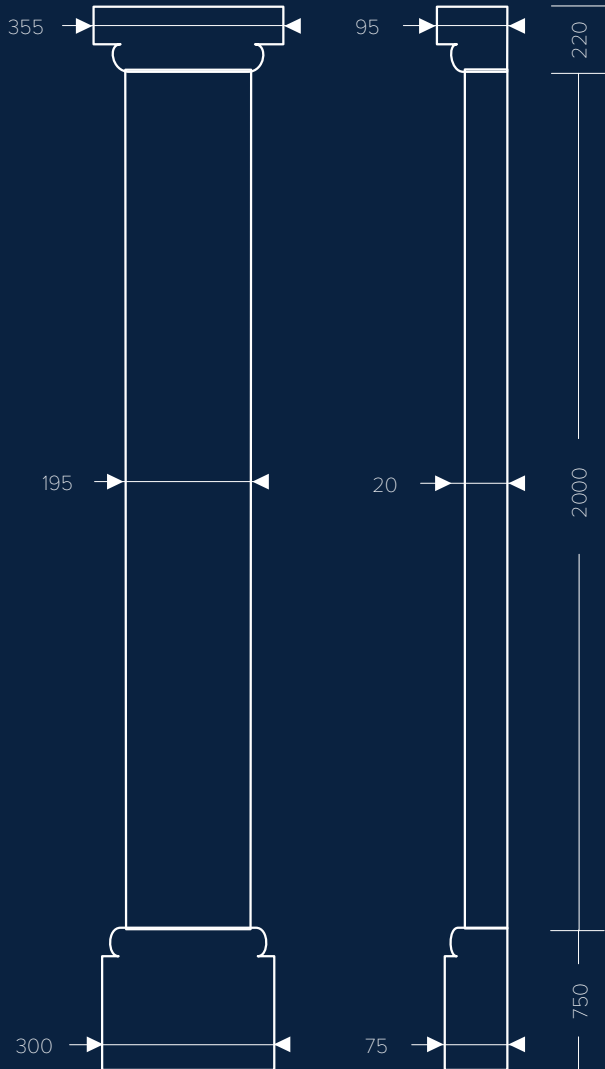
# Pilasters



2310 × 88/70 × 332/298      2310 × 88/70 × 332/298



406 →      124 →      178  
332 →      88 →      2310  
298 →      70 →      181  
405 →      125 →



355 →      95 →      220  
195 →      20 →      2000  
300 →      75 →      750

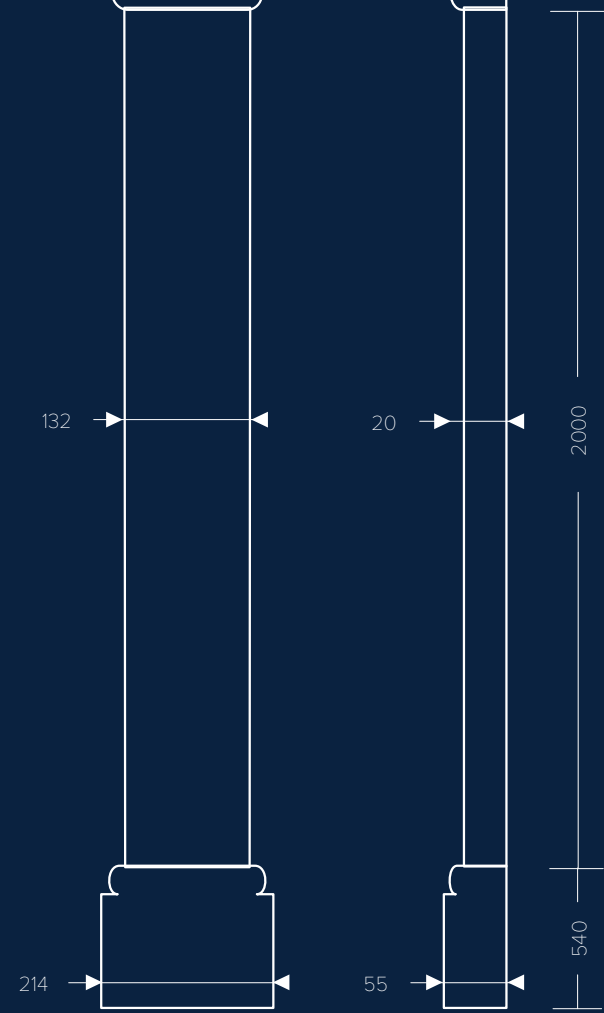
# Pilasters



CAPITAL  
1.21.001



COLUMN  
SHAFT  
1.22.010



Dimensions, mm  
2690×69×230



BASE  
1.23.100

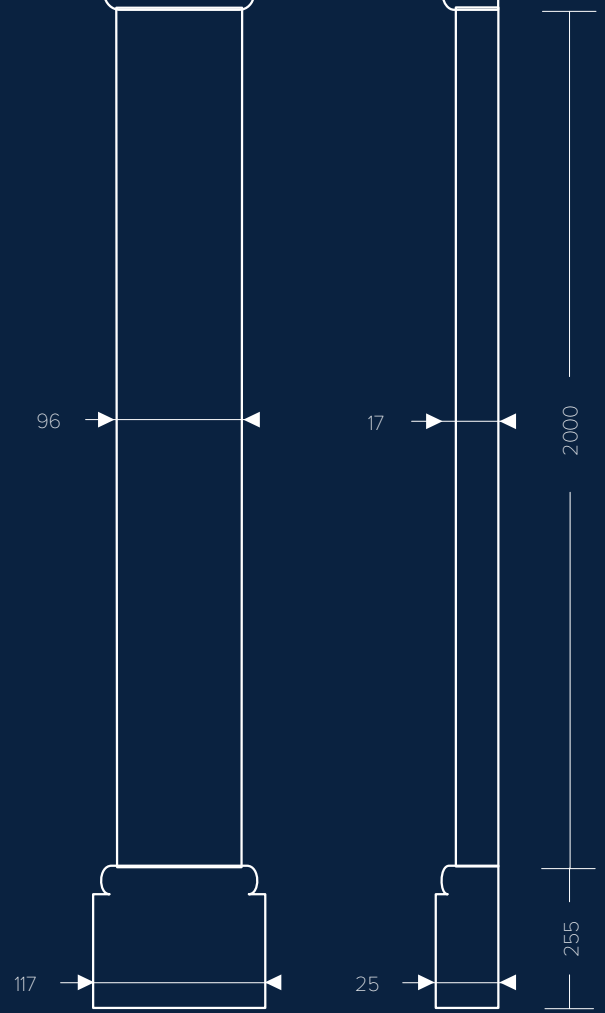
All dimensions in mm, H×D×W




CAPITAL  
1.21.008



COLUMN  
SHAFT  
1.22.050



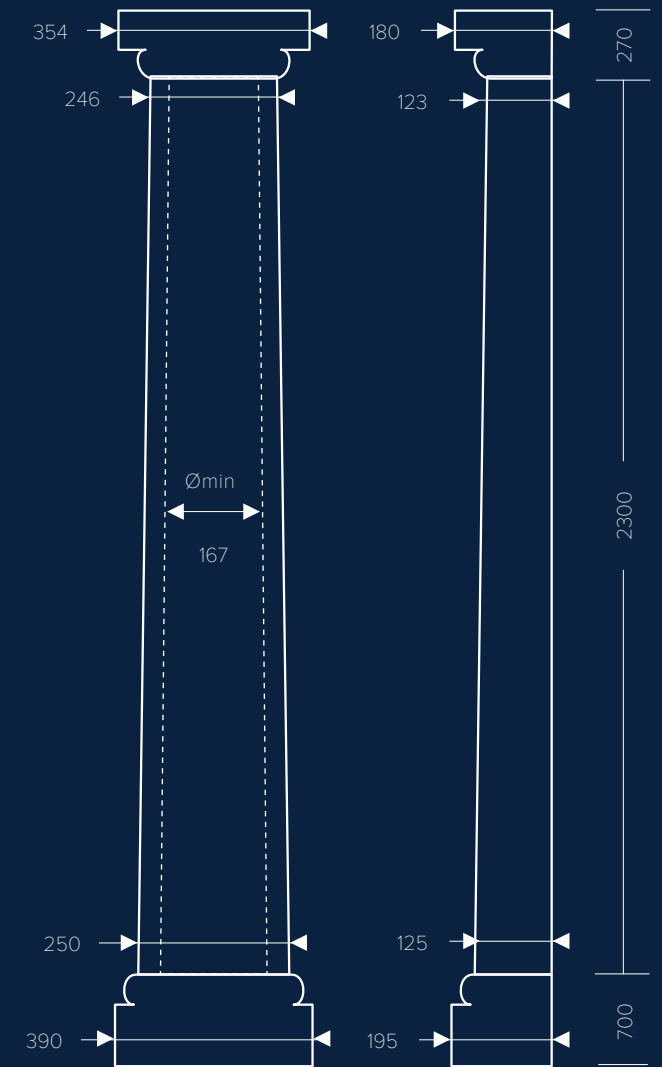
Dimensions, mm  
2406×46×117



BASE  
1.23.600

All dimensions in mm, H×D×W

# Half columns



Dimensions, mm

with element 1.17.100  
3280×195×390

with element 1.17.200  
2750×190×380

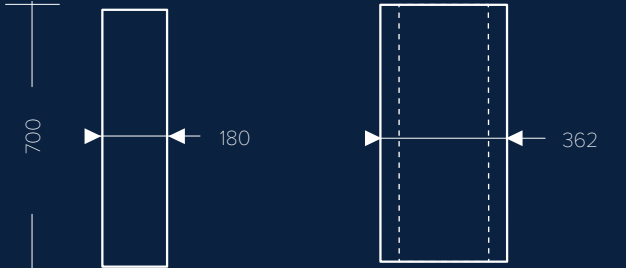
# Half columns



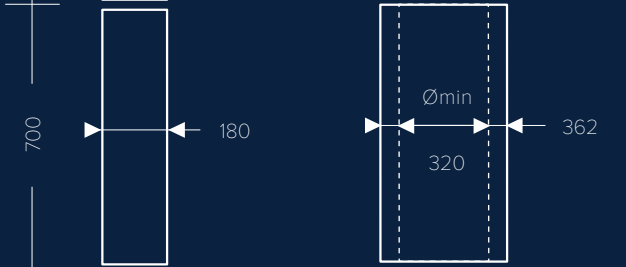
CAPITAL  
4.15.102



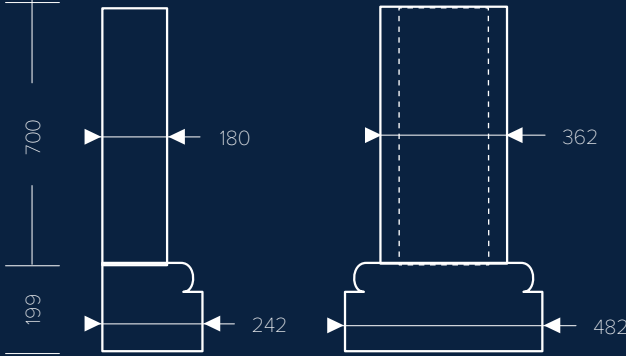
HALF  
COLUMN  
SHAFT  
4.16.001



HALF  
COLUMN  
SHAFT  
4.16.002



BASE  
4.17.001




Dimensions, mm  
variable × 272 × 544



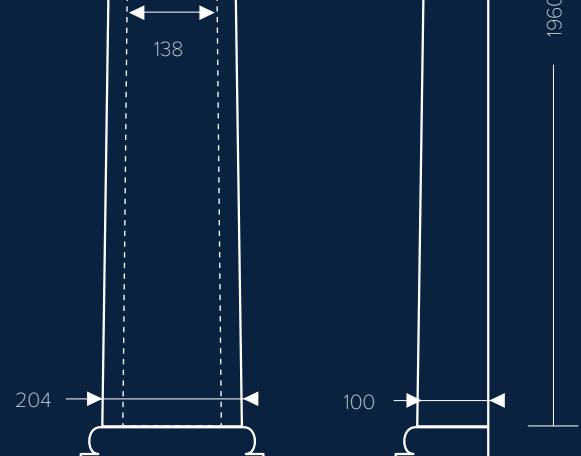
CAPITAL  
1.15.006



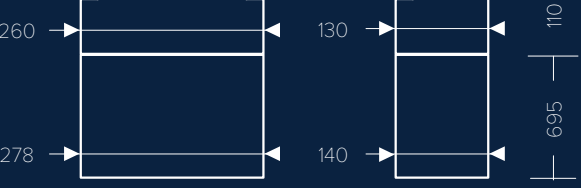
HALF  
COLUMN  
SHAFT  
1.16.050



BASE  
1.17.500



BASE  
1.17.600



Dimensions, mm  
2877 × 140 × 278



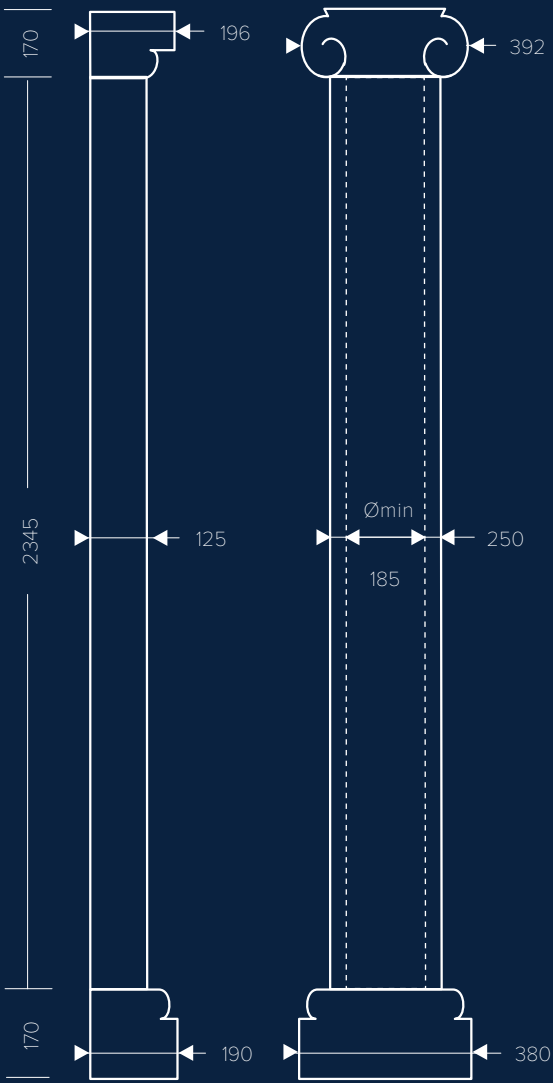
# Half columns



CAPITAL  
1.15.003



HALF  
COLUMN  
SHAFT  
1.16.011



Dimensions, mm

with element 1.17.200  
2685 × 196 × 392

with element 1.17.100  
3215 × 196 × 392

BASE  
1.17.200



170 × 190 × 380

BASE  
1.17.100



700 × 195 × 390

All dimensions in mm, H × D × W



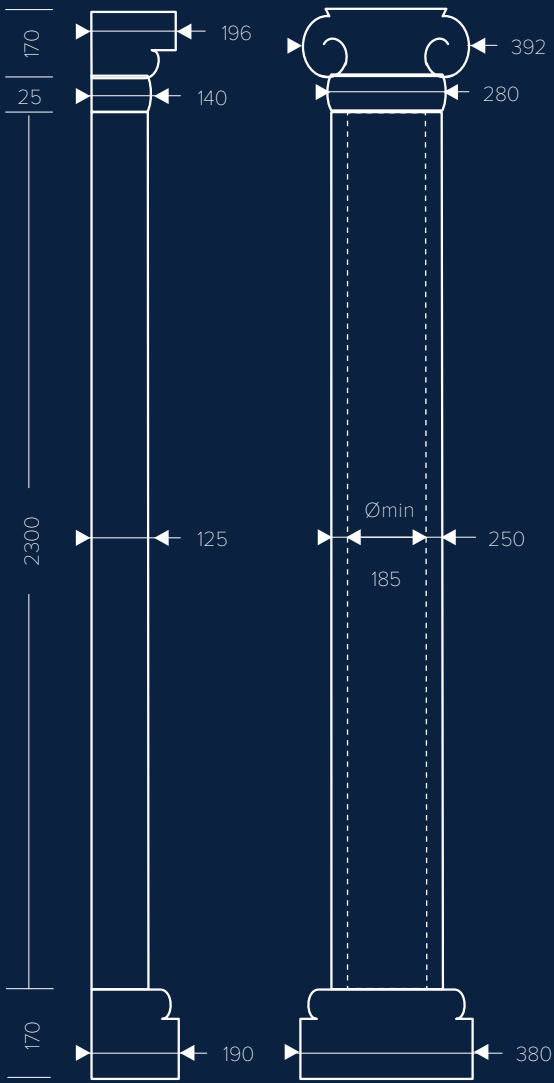
CAPITAL  
1.15.003



HALF RING  
1.15.100



HALF  
COLUMN  
SHAFT  
1.16.010



Dimensions, mm

with element 1.17.200  
2620 × 196 × 392

with element 1.17.100  
3170 × 196 × 392

BASE  
1.17.200



170 × 190 × 380

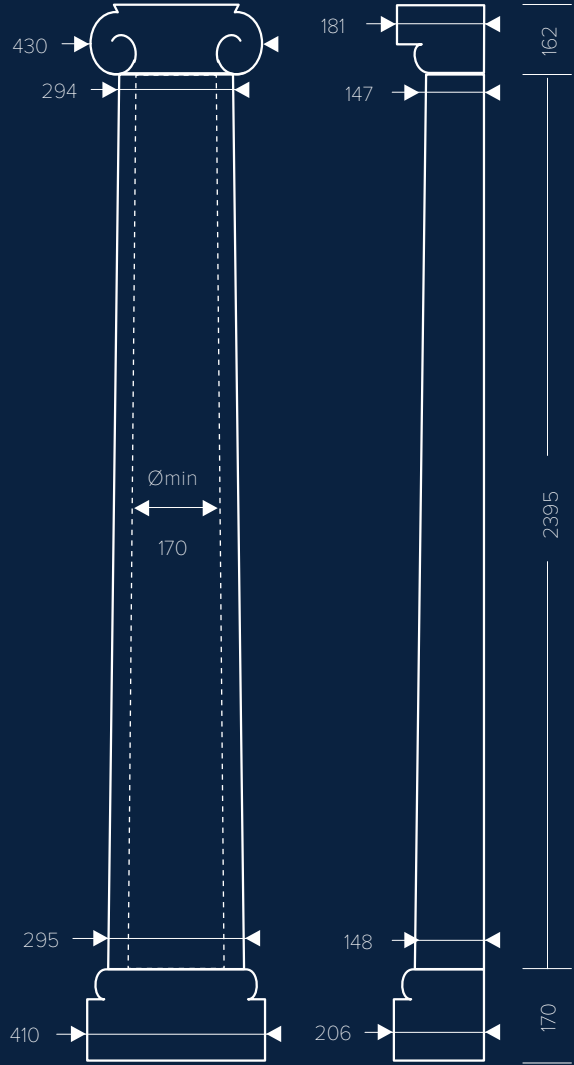

BASE  
1.17.100



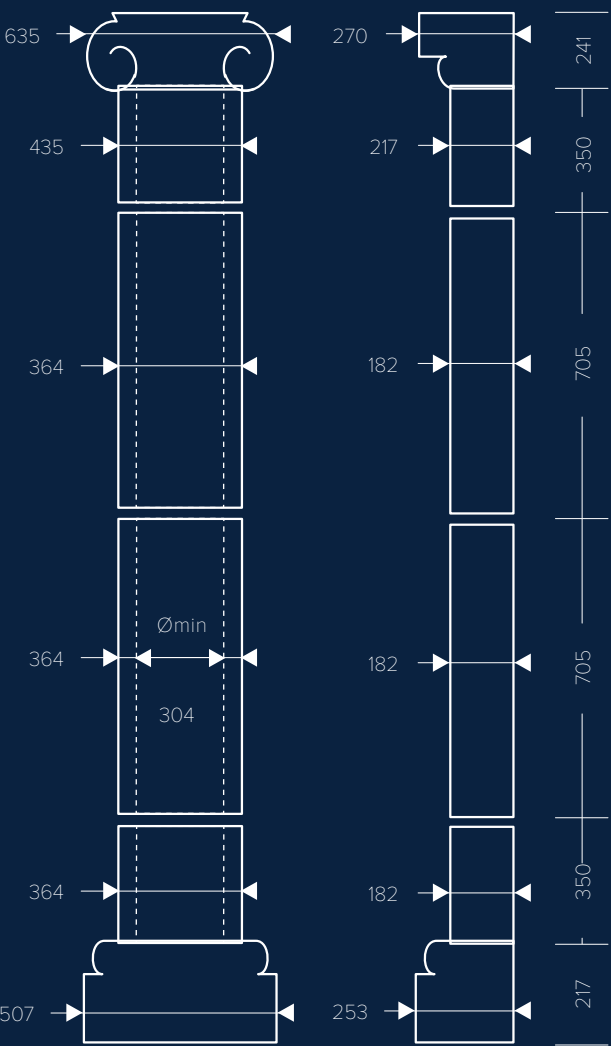
700 × 195 × 390

All dimensions in mm, H × D × W

# Half columns

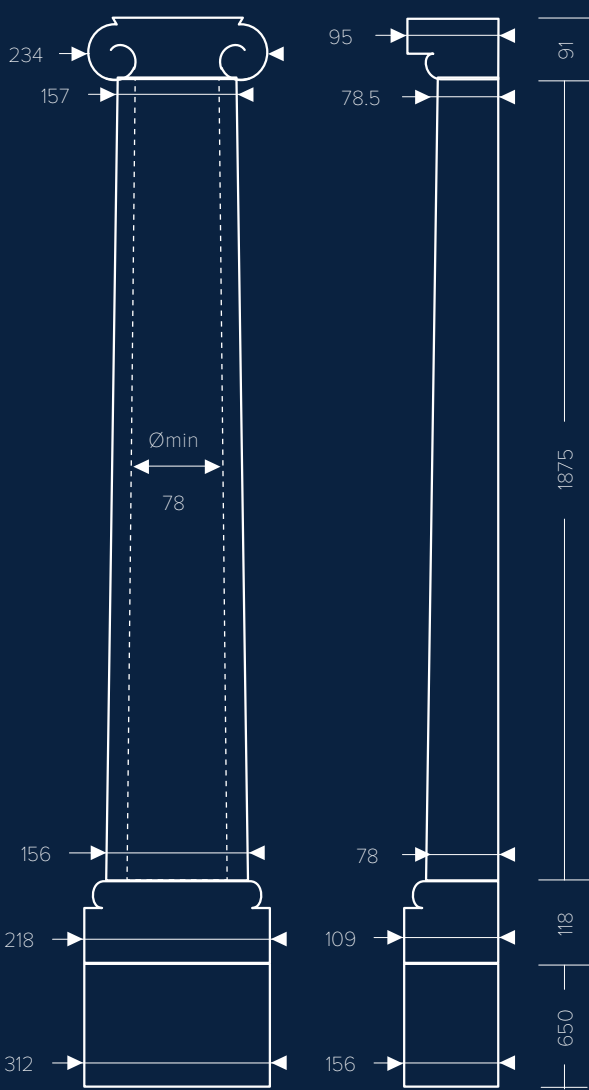



Dimensions, mm  
2674×206×430



Dimensions, mm  
variable × 270 × 635

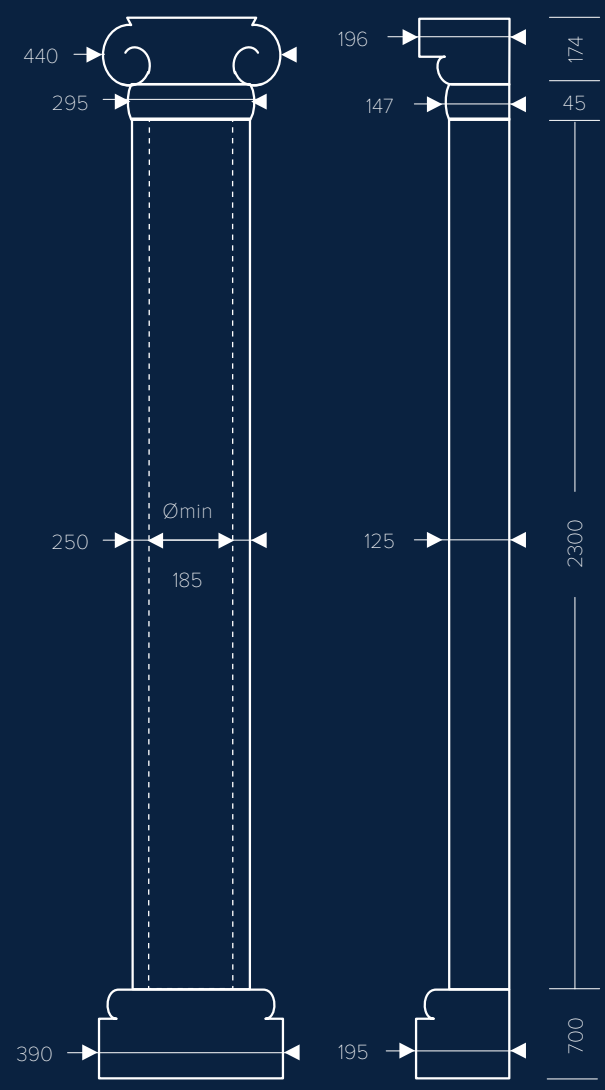

# Half columns



Dimensions, mm  
 with element 1.16.070 2701×156×312 | with element 1.16.071 3351×156×312



All dimensions in mm, H×D×W

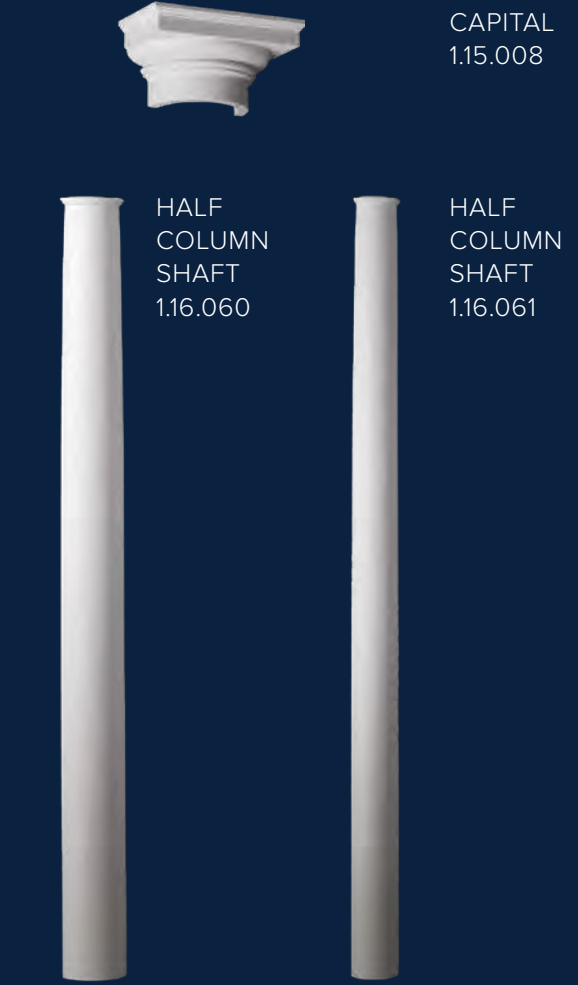


Dimensions, mm  
 with element 1.17.100 3219×196×440 | with element 1.17.200 2689×196×440



All dimensions in mm, H×D×W

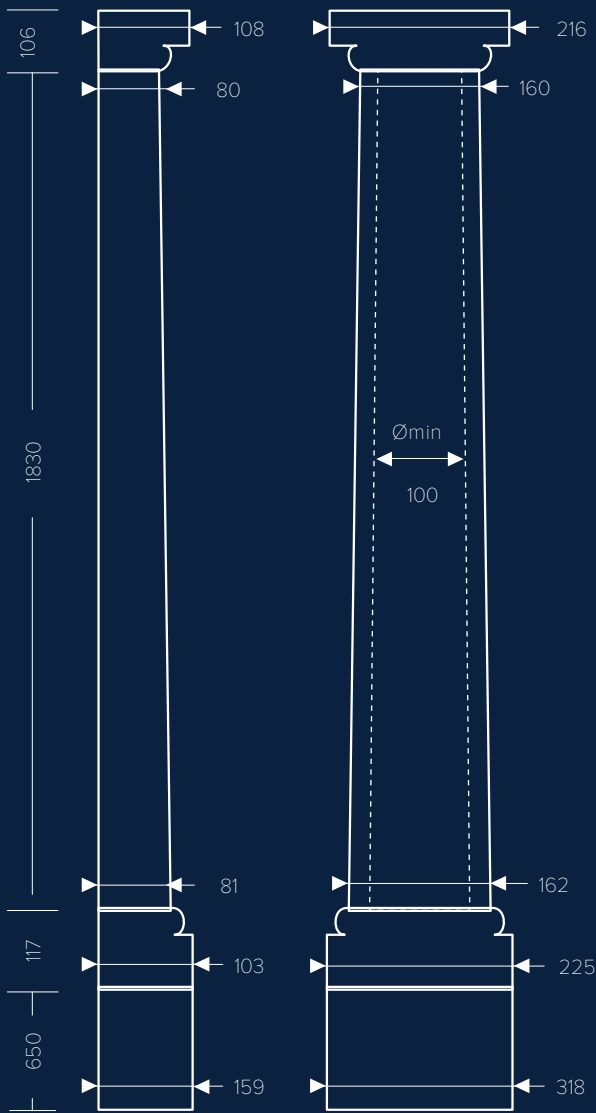
# Half columns



1830 × 81 × 162      2480 × 825 × 163



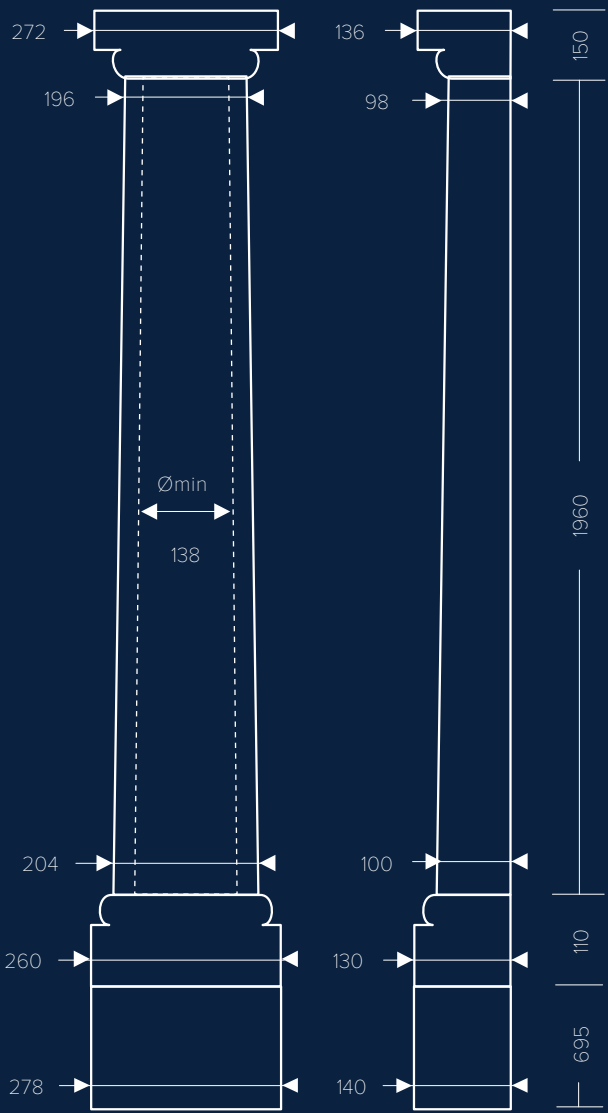
All dimensions in mm, H×D×W



Dimensions, mm  
 with element 1.16.060 | with element 1.16.061  
 2703 × 159 × 318 | 3353 × 159 × 318



CAPITAL 1.15.005  
 HALF COLUMN SHAFT 1.16.050  
 BASE 1.17.500



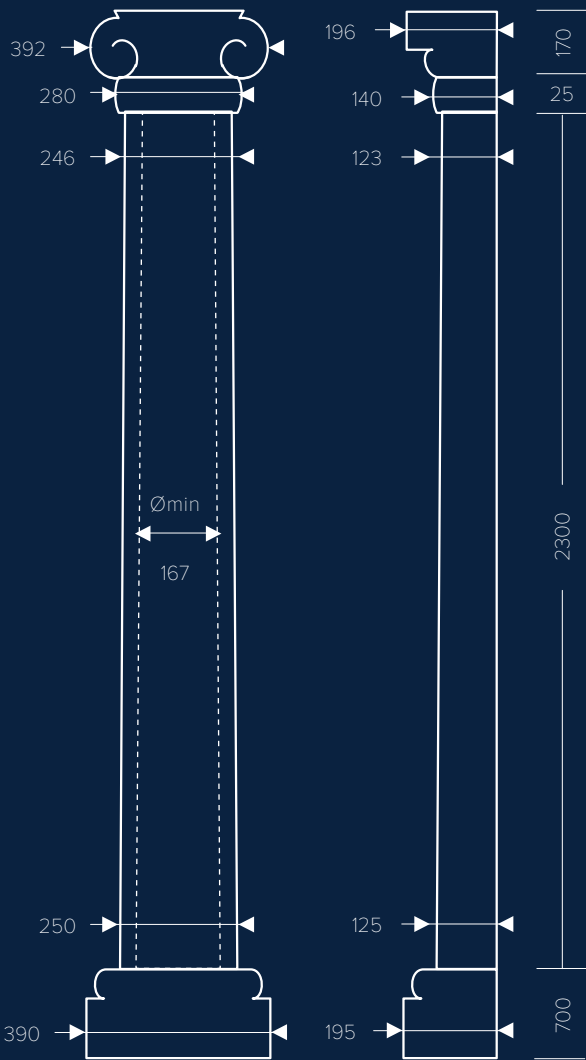

Dimensions, mm  
 2890 × 140 × 278



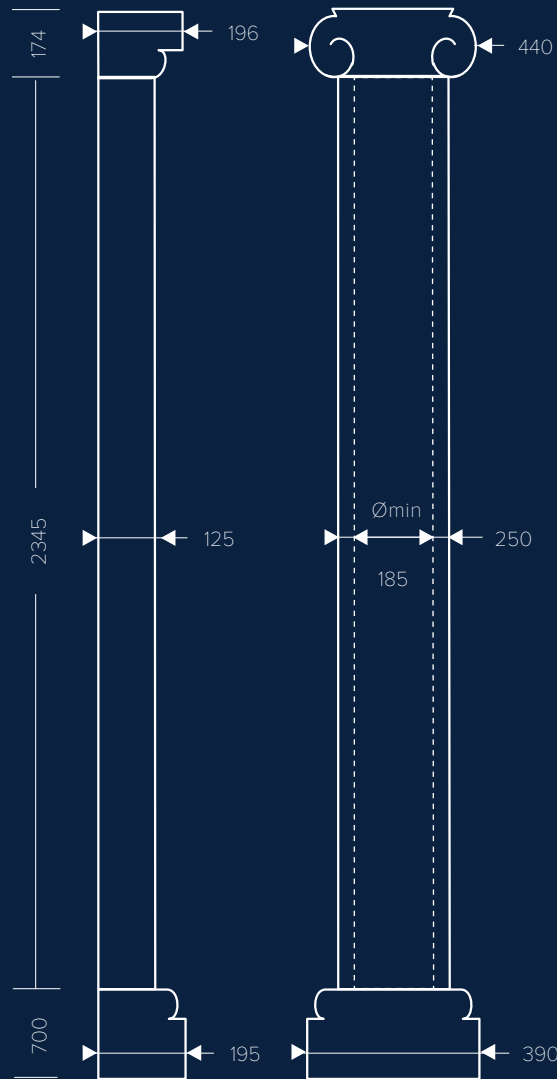

BASE 1.17.600

All dimensions in mm, H×D×W

# Half columns




All dimensions in mm, H × D × W



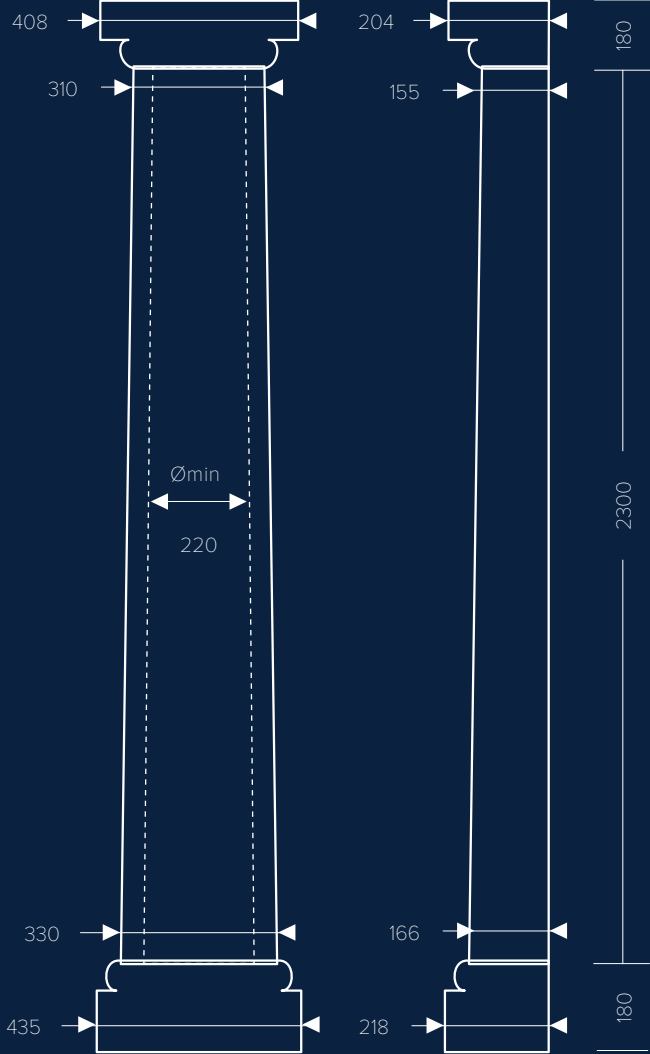
All dimensions in mm, H × D × W

# Half columns



2300×166×330

2300×165×330



Dimensions, mm  
2660×218×435

# Columns



CAPITAL  
1.11.001



COLUMN  
SHAFT  
1.12.030



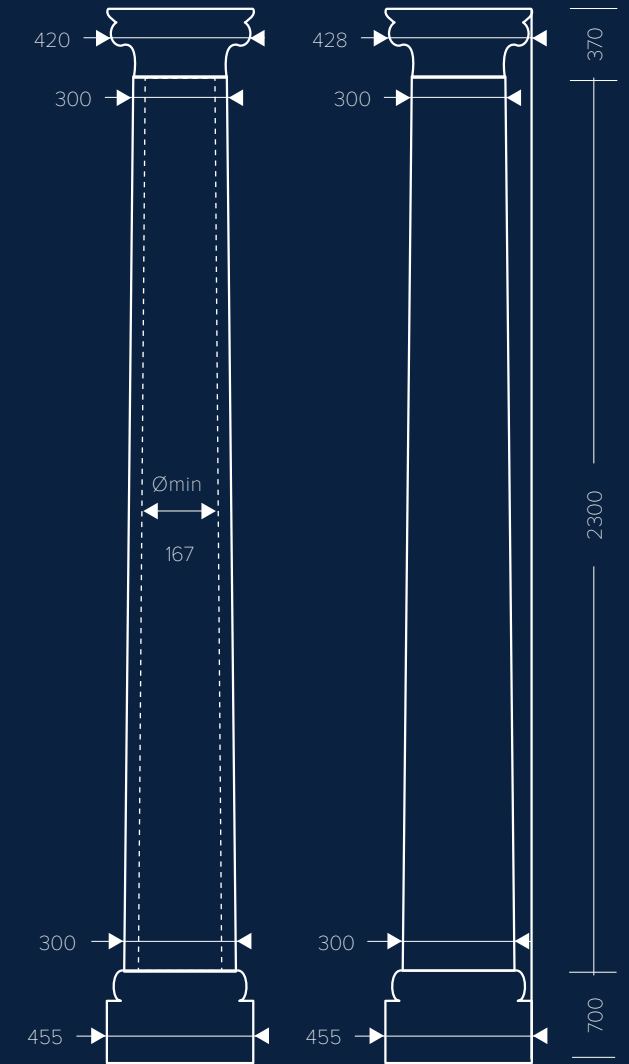
BASE  
1.13.300



BASE  
1.13.400

700×455×455

170×425×425



Dimensions, mm

with element 1.13.300  
3370×455×455

with element 1.13.400  
2840×428×425

# Columns



CAPITAL  
4.11.302



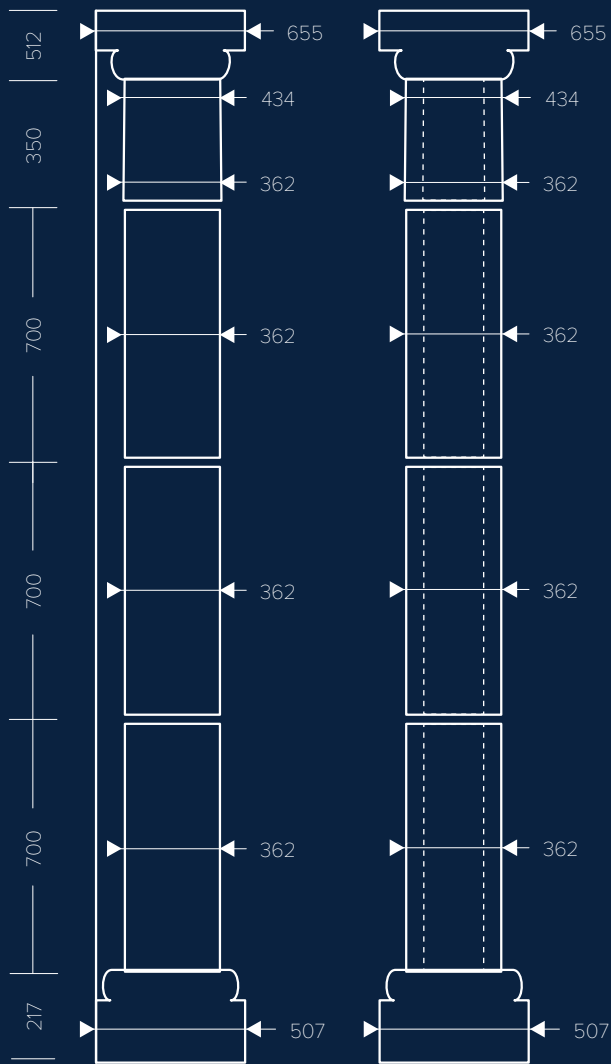
COLUMN  
SHAFT  
4.12.001



COLUMN  
SHAFT  
4.12.002



BASE  
4.13.002



Dimensions, mm  
variable × 655 × 655



CAPITAL  
1.11.009



COLUMN  
SHAFT  
1.12.070



COLUMN  
SHAFT  
1.12.071

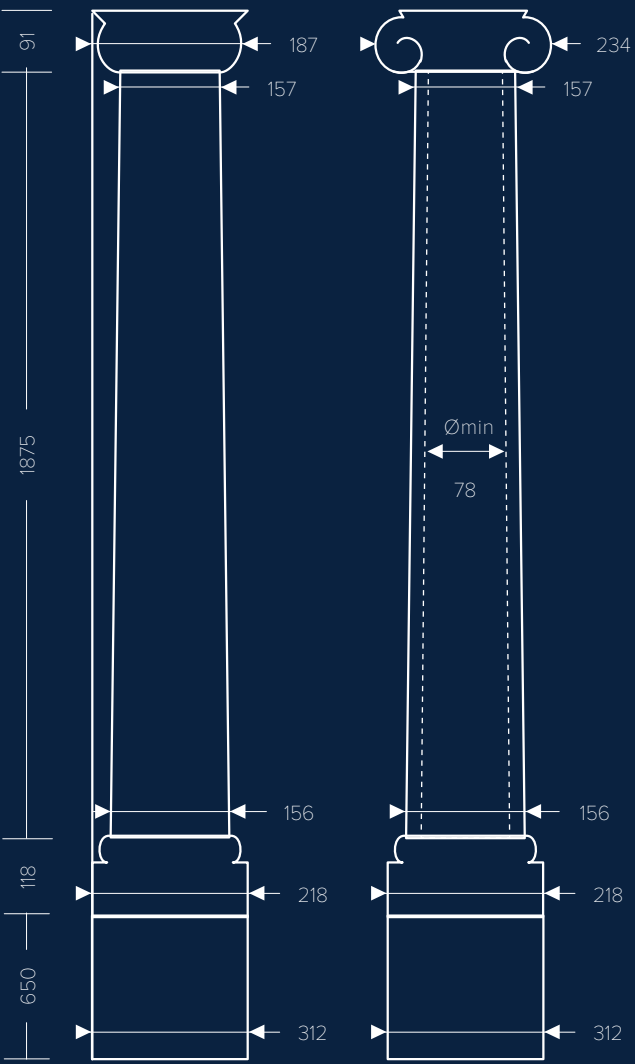
1875 × 156 × 156

2525 × 156 × 156

BASE  
1.13.800



PEDESTAL  
1.14.002



Dimensions, mm

with element 1.12.070  
2700 × 312 × 312

with element 1.12.071  
3351 × 312 × 312




# Columns



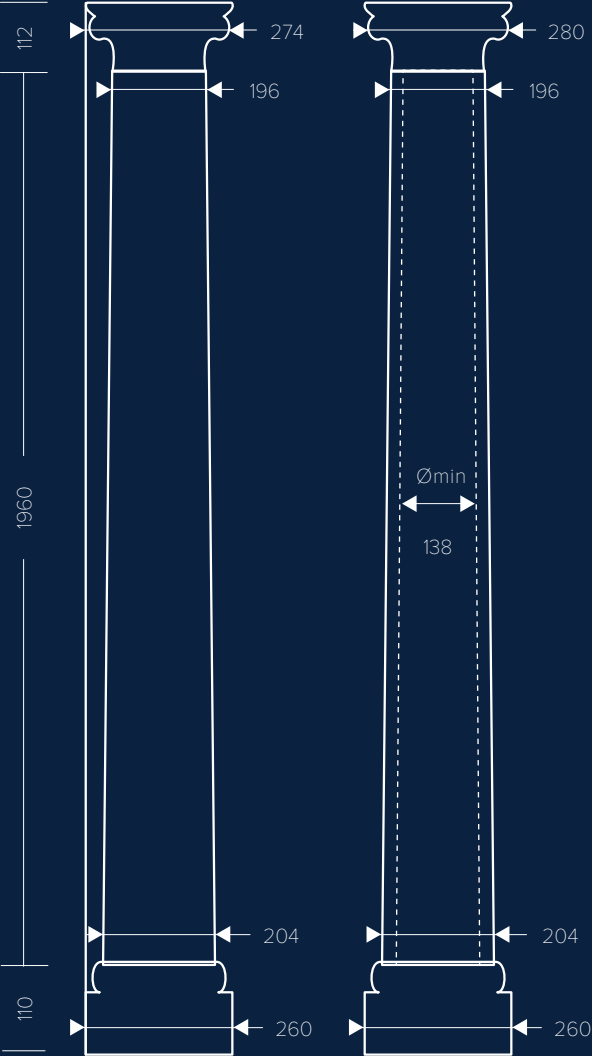
CAPITAL  
1.11.006



COLUMN  
SHAFT  
1.12.050



BASE  
1.13.500



Dimensions, mm  
2182 × 280 × 280



CAPITAL  
1.11.003



RING  
1.11.100



COLUMN  
SHAFT  
1.12.010



BASE  
1.13.100

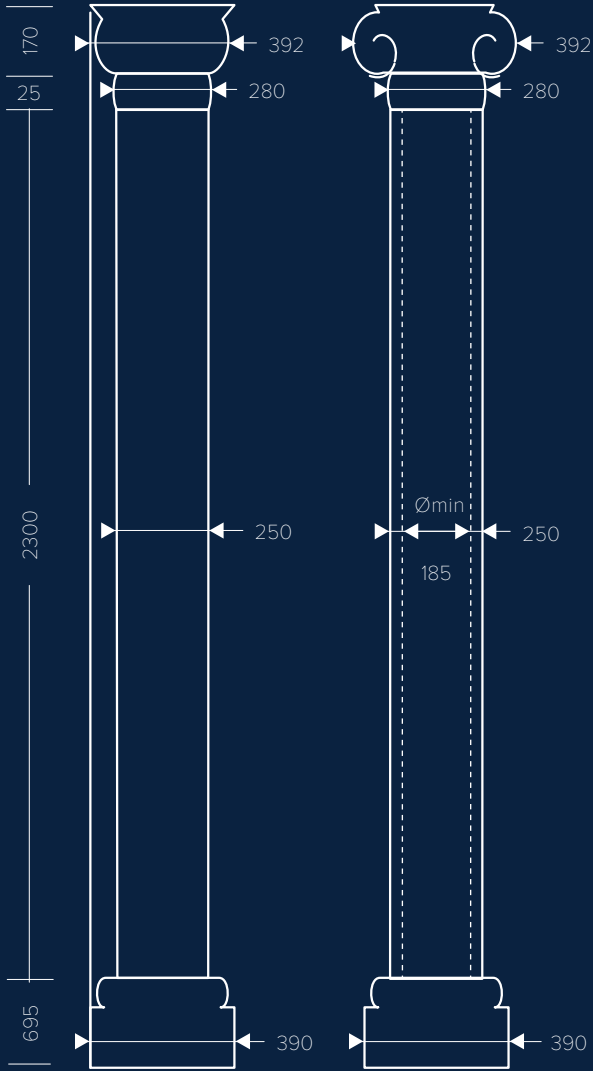


BASE  
1.13.200

695 × 390 × 390

170 × 380 × 380

All dimensions in mm, H × D × W



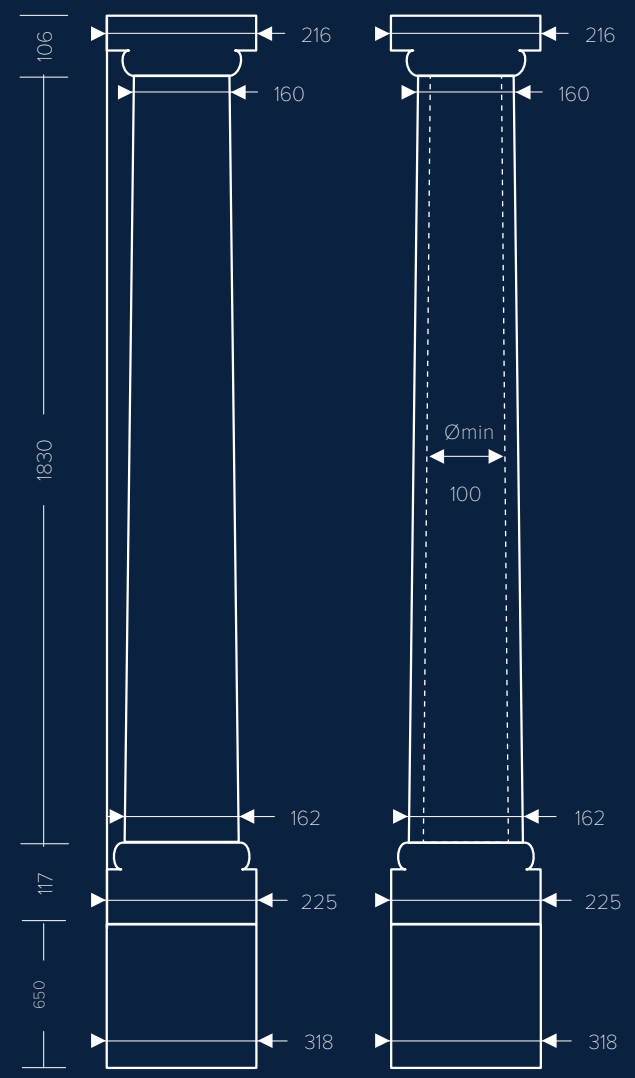
Dimensions, mm

with element 1.13.100  
3170 × 392 × 392

with element 1.13.200  
2620 × 392 × 392

All dimensions in mm, H × D × W

# Columns

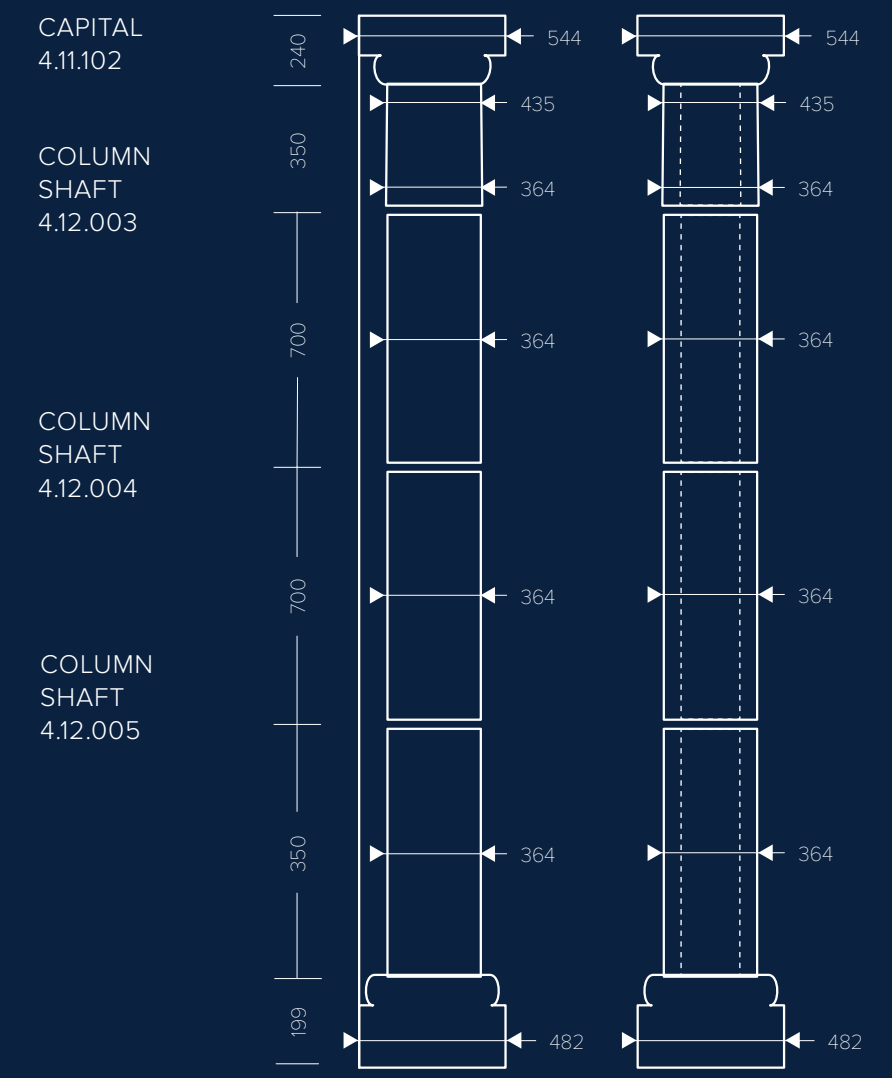
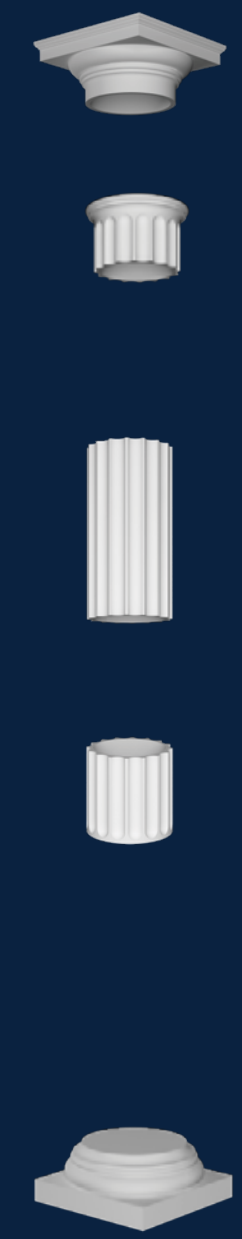


1830×162×162      2480×163×163



All dimensions in mm, H×D×W

Dimensions, mm  
 with element 1.12.060      with element 1.12.061  
 2703×318×318      3353×318×318



CAPITAL 4.11.102  
 COLUMN SHAFT 4.12.003  
 COLUMN SHAFT 4.12.004  
 COLUMN SHAFT 4.12.005  
 BASE 4.13.001  
 Dimensions, mm  
 variable × 544 × 544

All dimensions in mm, H×D×W

# Columns



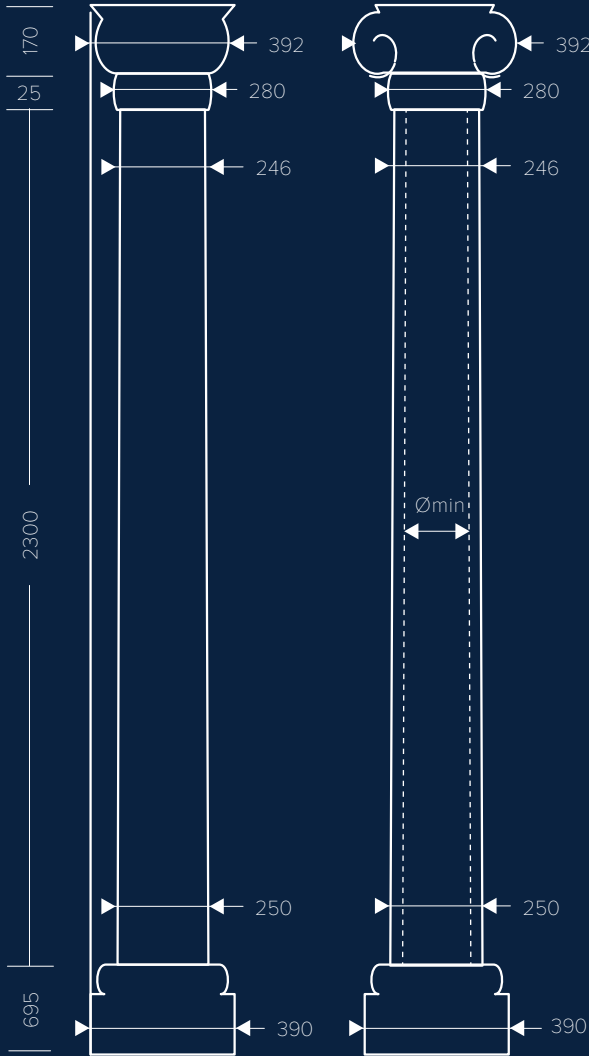
CAPITAL  
1.11.003



RING  
1.11.200



COLUMN  
SHAFT  
1.12.020



Dimensions, mm

with element 1.13.100  
3150 × 392 × 392

with element 1.13.200  
2620 × 392 × 392



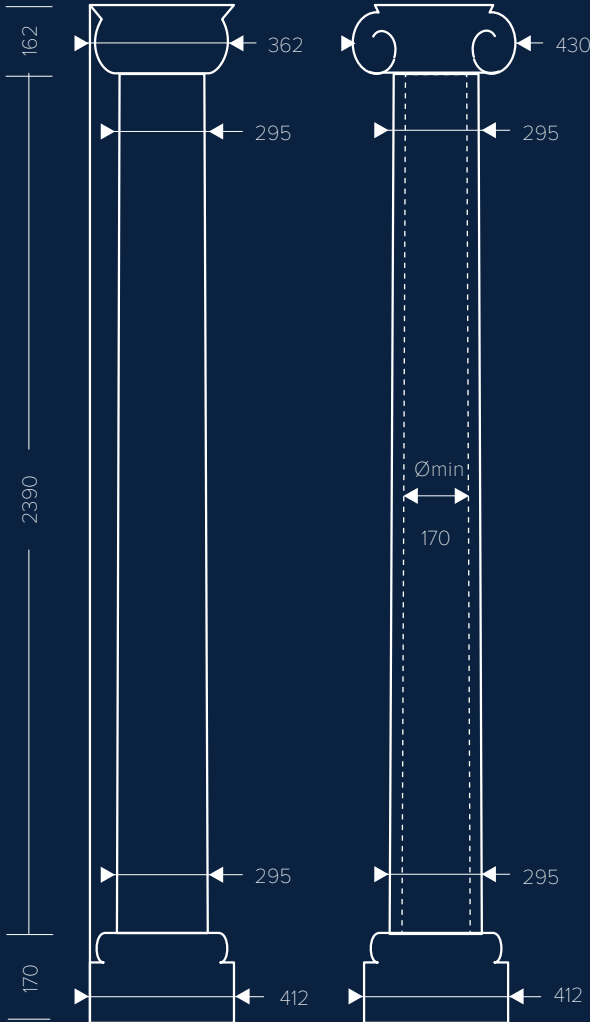
CAPITAL  
4.11.201



COLUMN  
SHAFT  
4.12.201



COLUMN  
SHAFT  
4.12.202



Dimensions, mm

2674 × 412 × 430



BASE  
1.13.100

695 × 390 × 390



BASE  
1.13.200

170 × 380 × 380



BASE  
4.13.201



BASE  
4.13.202

# Columns



CAPITAL  
4.11.202



COLUMN  
SHAFT  
4.12.003



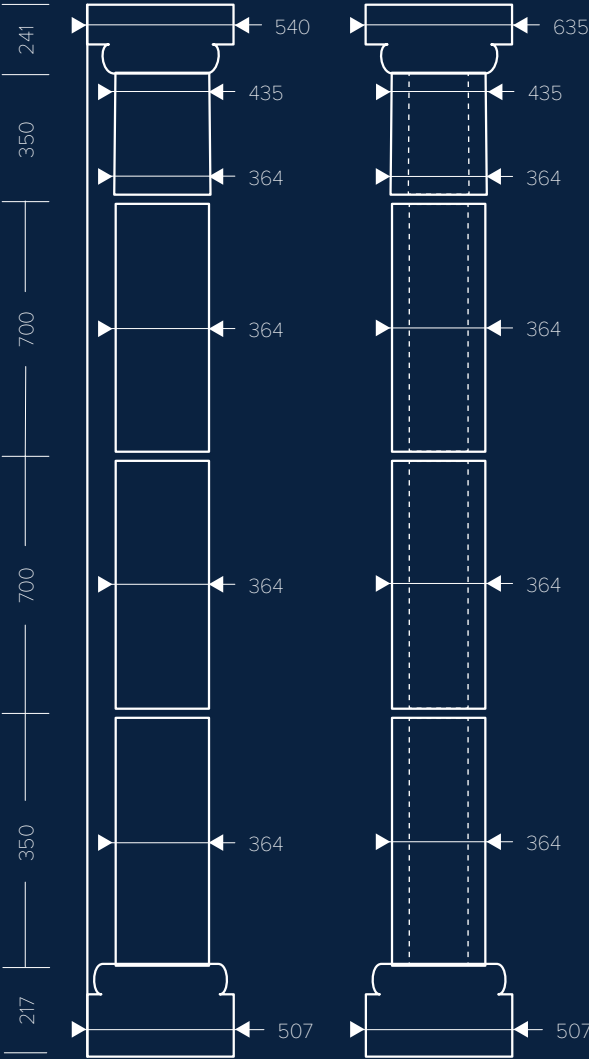
COLUMN  
SHAFT  
4.12.004



COLUMN  
SHAFT  
4.12.005



BASE  
4.13.002



Dimensions, mm  
variable × 540 × 635




CAPITAL  
4.11.202

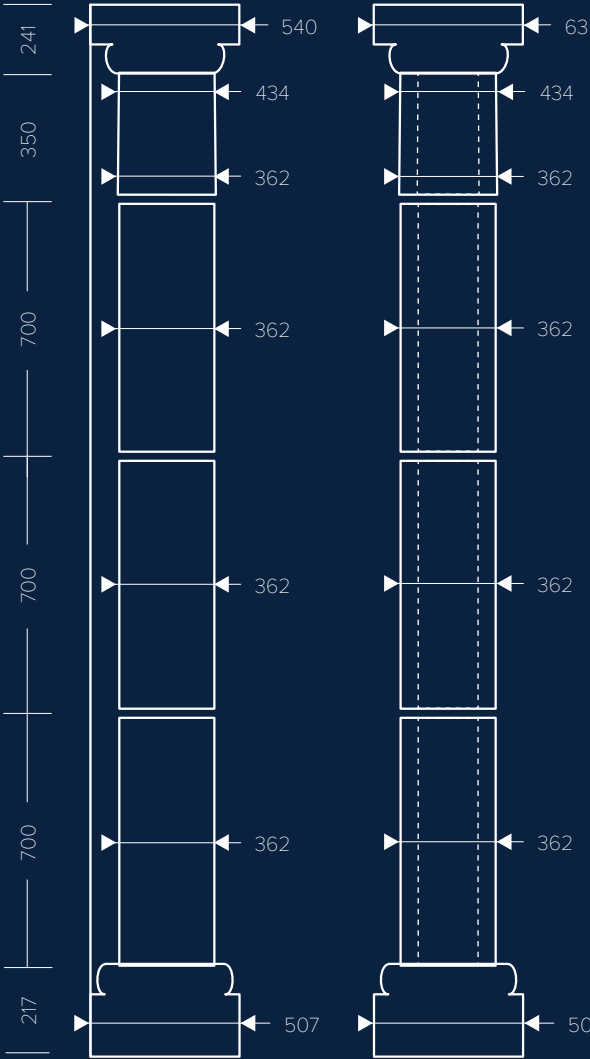


COLUMN  
SHAFT  
4.12.001

COLUMN  
SHAFT  
4.12.002



BASE  
4.13.002



Dimensions, mm  
variable × 540 × 635


# Columns



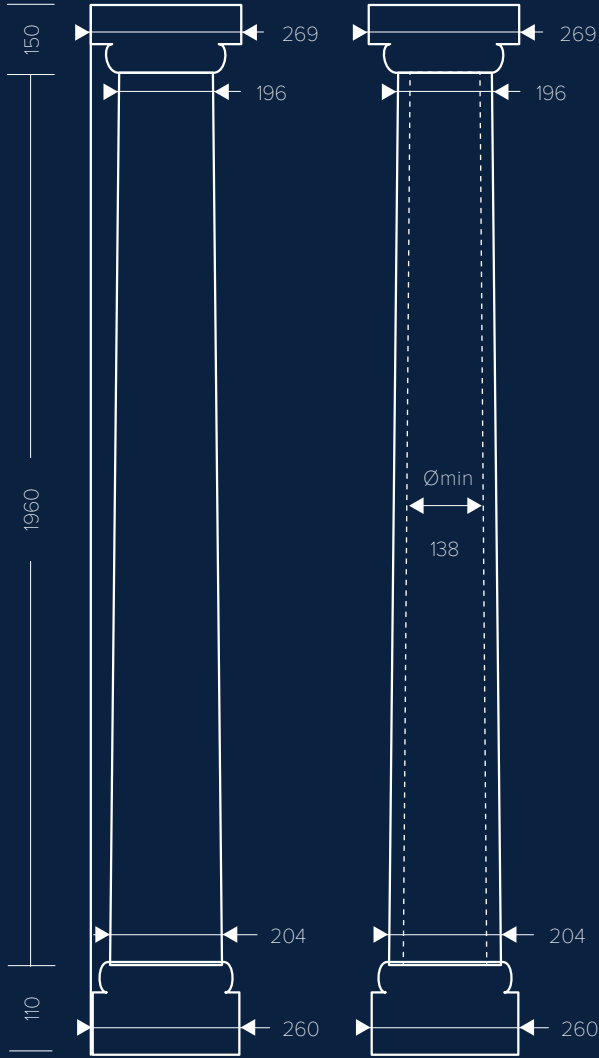
CAPITAL  
1.11.005



COLUMN  
SHAFT  
1.12.050



BASE  
1.13.500



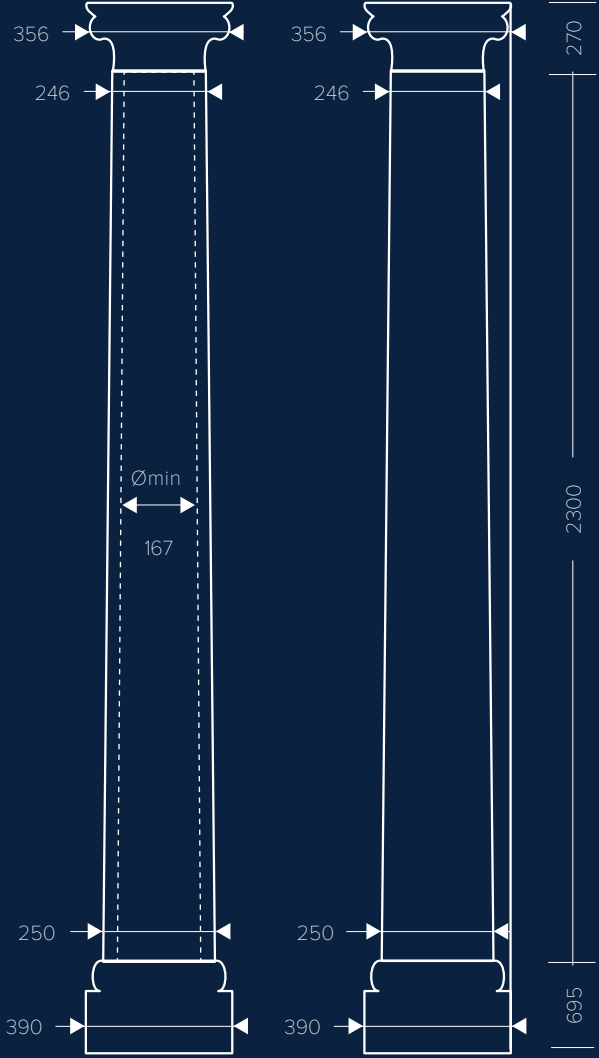
Dimensions, mm  
2220 × 269 × 269



CAPITAL  
1.11.002



COLUMN  
SHAFT  
1.12.020



Dimensions, mm

with element 1.13.100  
3280 × 390 × 390

with element 1.13.200  
2750 × 380 × 380



BASE  
1.13.100

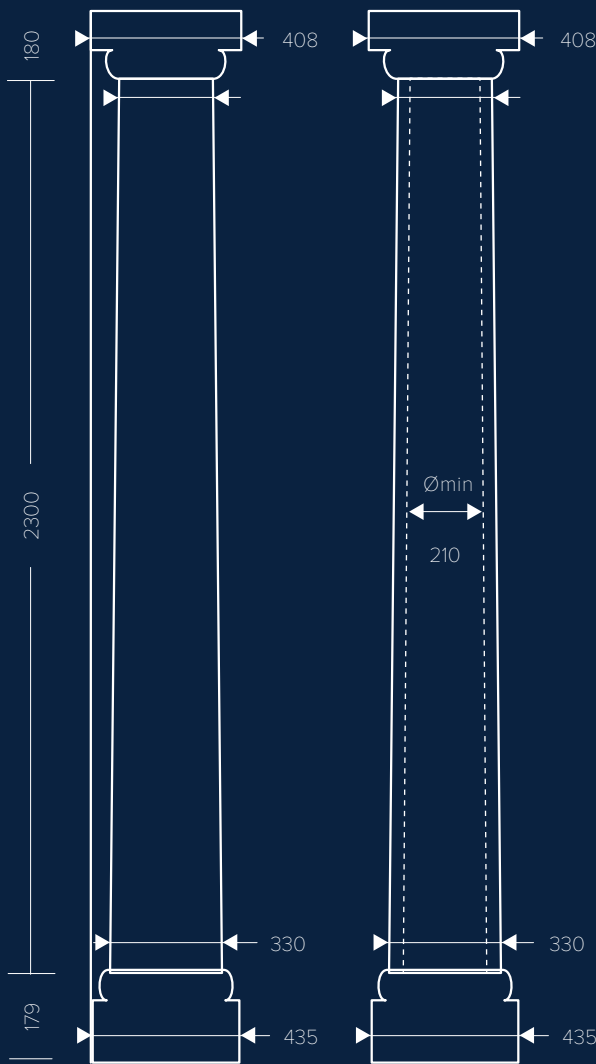

695 × 390 × 390



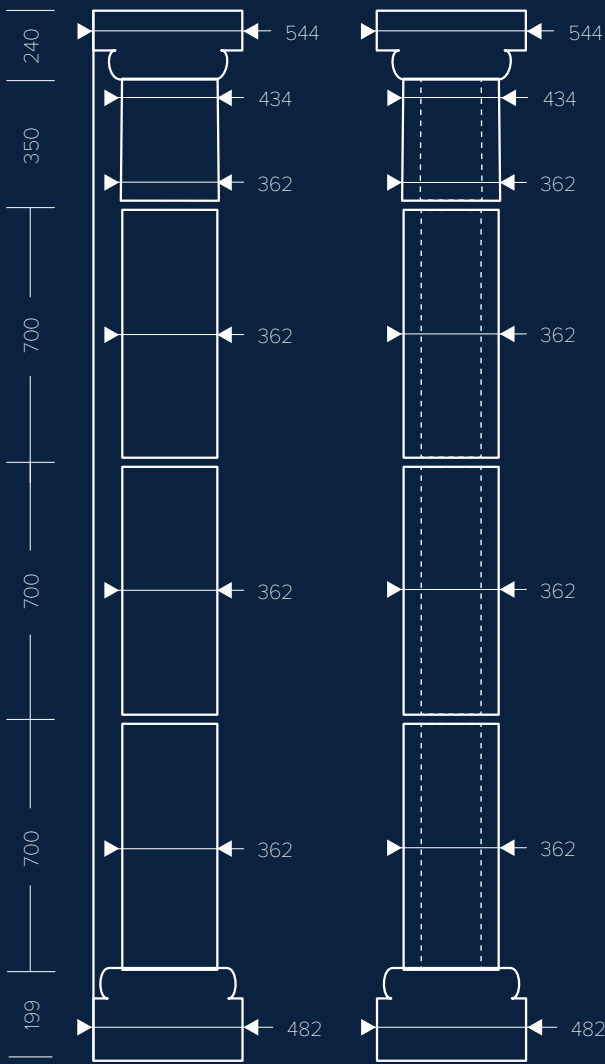
BASE  
1.13.200

170 × 380 × 380

# Columns



Dimensions, mm  
2660 × 435 × 435




Dimensions, mm  
variable × 544 × 544

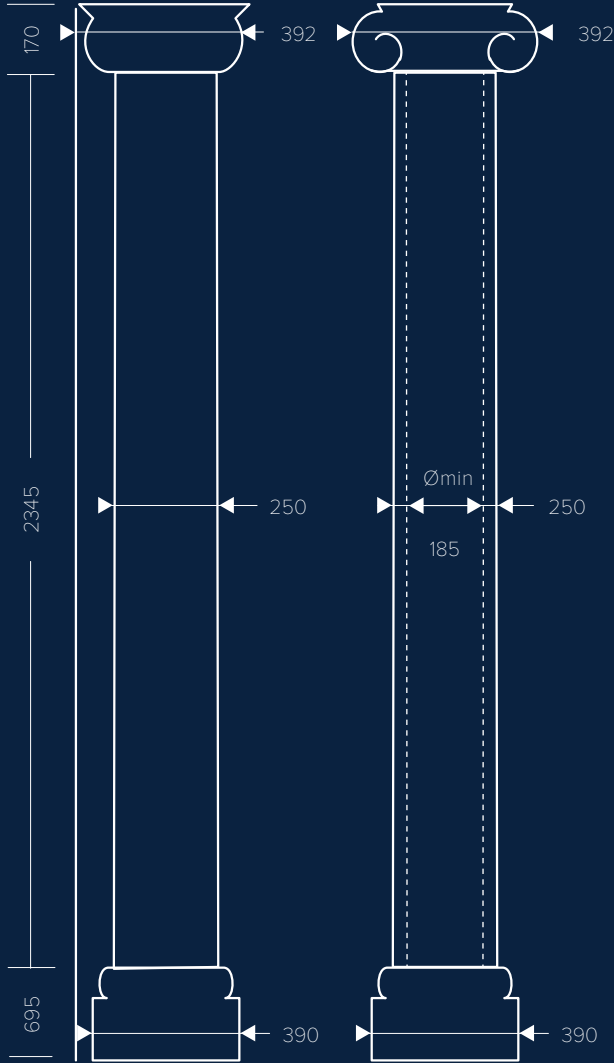
# Columns



CAPITAL  
1.11.003



COLUMN  
SHAFT  
1.12.011




Dimensions, mm

with element 1.13.100  
3210 × 392 × 392

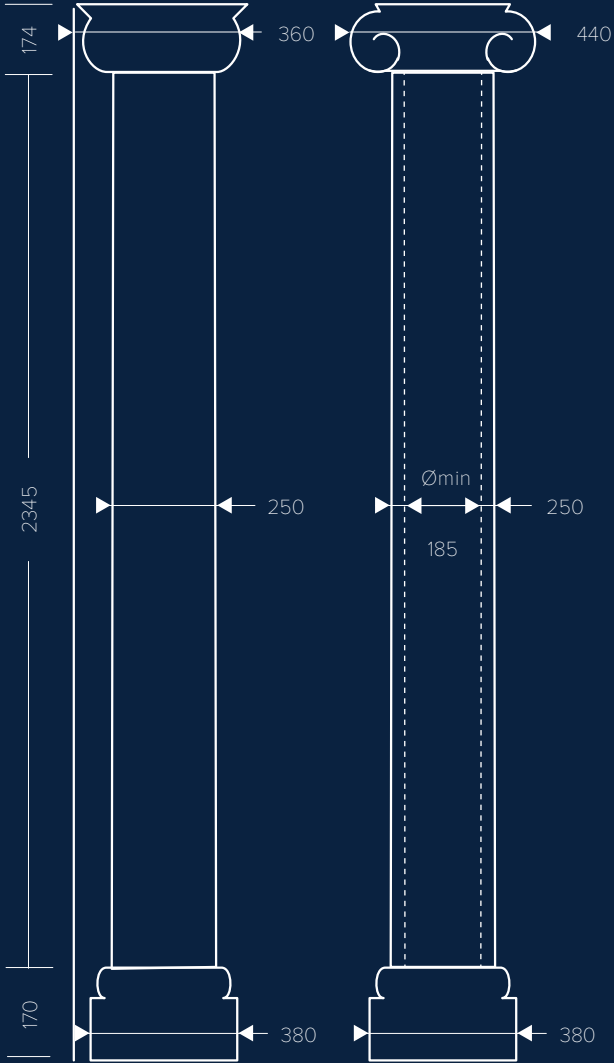
with element 1.13.200  
2685 × 392 × 392



CAPITAL  
1.11.004



COLUMN  
SHAFT  
1.12.011



Dimensions, mm

with element 1.13.200  
2689 × 380 × 440

with element 1.13.100  
3214 × 392 × 392



BASE  
1.13.100

695 × 390 × 390



BASE  
1.13.200

170 × 380 × 380

All dimensions in mm, H×D×W



BASE  
1.13.200

170 × 380 × 380



BASE  
1.13.100

695 × 390 × 390

All dimensions in mm, H×D×W

# Columns



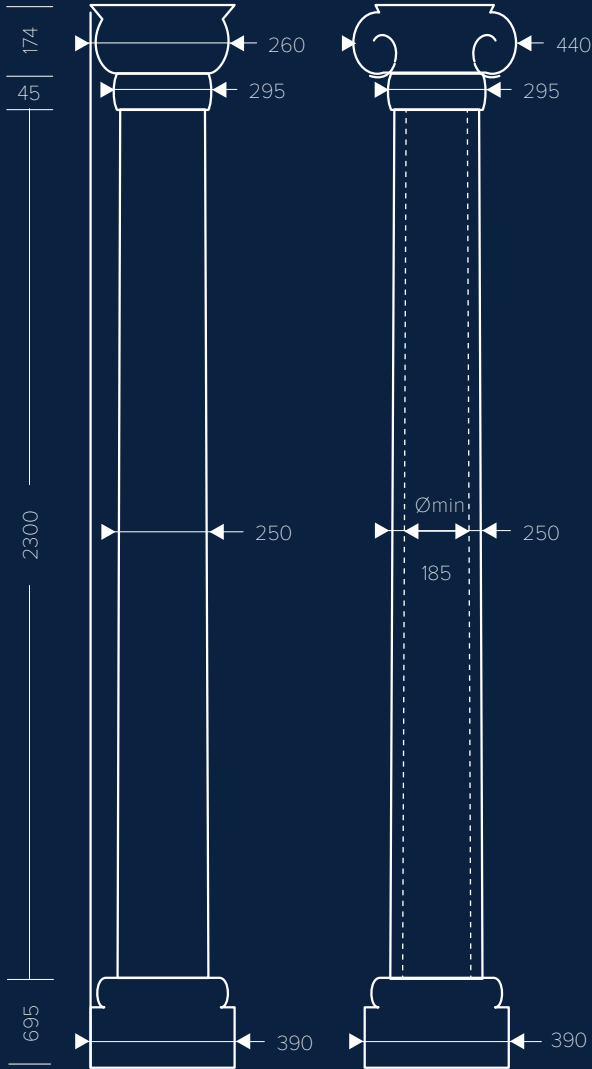
CAPITAL  
1.11.004



RING  
1.11.300



COLUMN  
SHAFT  
1.12.010



Dimensions, mm

with element 1.13.100  
3219 × 390 × 440

with element 1.13.200  
2694 × 380 × 440



BASE  
1.13.100

695 × 390 × 390



BASE  
1.13.200

170 × 380 × 380

All dimensions in mm, H×D×W



# Decorative fireplaces



FIREPLACE ELEMENT 1.64.004

238×195×1295  
Dimensions H×D×W, mm.



FIREPLACE ELEMENT 1.64.005

859×170×152  
Dimensions H×D×W, mm.



**CAUTION**  
Product is not available to open fire and other sources of heat!



# NEW CLASSICISM

If the moulded decor is chosen correctly, its abundance does not overload the interior at all. On the contrary, it forms a complete architectural environment which brings all the elements together.

Such solution is capable of fully transforming a town flat, creating the feeling of the countryside. And only what is left to do is to wonder that behind the translucent curtains there is no spacious terrace and no apple orchard.



Elements of classic decor create status for the interior, but they are not always worth complementing with neoclassical furniture. Modern furniture, works of art and art objects are able to liven up the interior. The main thing is not to go too far and to preserve the feeling of air and space.



Contrast is not always about the colour. It's about the form, the contrast of styles. Avant-garde furniture in the context of classic architectural decor is much brighter than set against bare walls.



# NEW CLASSICISM

The concept of the “New Classicism” is far from asceticism. In its most exuberant form it can be close to the grand historic Empire style. The abundance of details requires much attention to the selection of decor. It is important that everything looks complete and as if it was painted by one painter specially for your interior. Such solutions usually include bright materials, both natural and artificial. Stylized or historical murals might appear in medallions, and the wall may be separated not only using boiserie mouldings, but also using colour and texture.



1. 1.50108 | 2. 1.54.003 | 3. 1.54.007 | 4. 1.54.019 | 5. 1.51.307 | 6. 1.51.302



1

2

3

4







**SMA  
LL  
BA  
ROOQ  
UE**




# CONTENTS

## 02

Cornices	181
Mouldings	199
Moulding corner elements	213
Skirtings	219
Ceiling rosettes	221
Ornaments	229
Arch frames	235
Corbels	239
Pilasters	243
Half columns	247
Columns	253
Decorative fireplaces	261

# Cornices

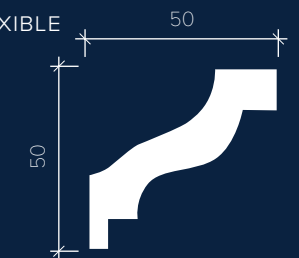


CORNICE 1.50.103 + FLEXIBLE

2000 × 50 × 50 mm



Minimal radius of the flexible cornice 1.50.103, mm.

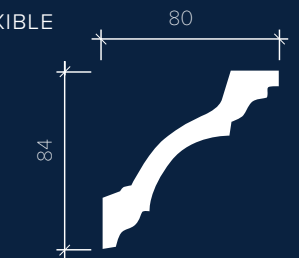


CORNICE 1.50.113 + FLEXIBLE

2000 × 80 × 84 mm



Minimal radius of the flexible cornice 1.50.113, mm.

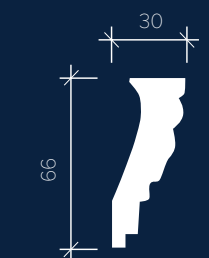


CORNICE 1.50.114 + FLEXIBLE

2000 × 30 × 66 mm



Minimal radius of the flexible cornice 1.50.114, mm.



# Cornices

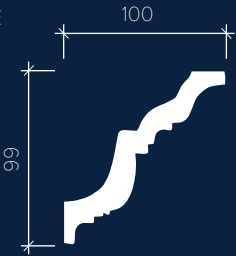


CORNICE 1.50.116 + FLEXIBLE

2000×100×99 mm



Minimal radius of the flexible cornice 1.50.116, mm.

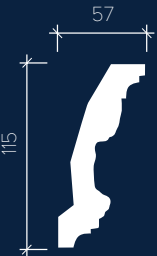


CORNICE 1.50.124 + FLEXIBLE

2000×57×115 mm



Minimal radius of the flexible cornice 1.50.124, mm.

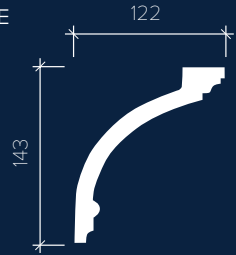


CORNICE 1.50.120 + FLEXIBLE

2000×122×143 mm



Minimal radius of the flexible cornice 1.50.120, mm.


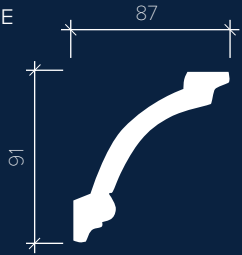


CORNICE 1.50.125 + FLEXIBLE

2000×87×91 mm



Minimal radius of the flexible cornice 1.50.125, mm.

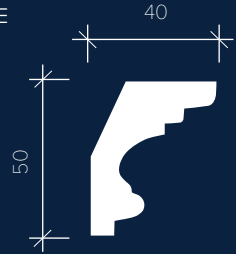


CORNICE 1.50.122 + FLEXIBLE

2000×40×50 mm



Minimal radius of the flexible cornice 1.50.122, mm.



CORNICE 1.50.128 + FLEXIBLE

1970×66×145 mm



Minimal radius of the flexible cornice 1.50.128, mm.



# Cornices

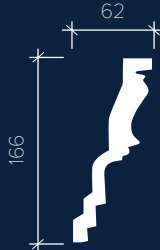


CORNICE 1.50.136 + FLEXIBLE

2000×62×166 mm



Minimal radius of the flexible cornice 1.50.136, mm.


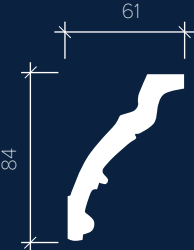


CORNICE 1.50.162 + FLEXIBLE

2000×61×84 mm



Minimal radius of the flexible cornice 1.50.162, mm.

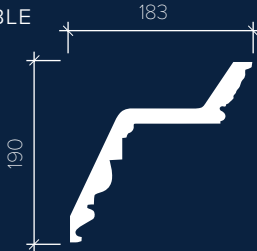


CORNICE 1.50.137 + FLEXIBLE

2000×183×190 mm



Minimal radius of the flexible cornice 1.50.137, mm.

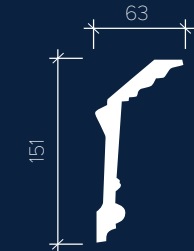


CORNICE 1.50.163 + FLEXIBLE

2000×63×151 mm



Minimal radius of the flexible cornice 1.50.163, mm.




CORNICE 1.50.159 + FLEXIBLE

2000×28×45mm



Minimal radius of the flexible cornice 1.50.159, mm.

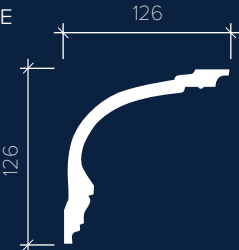


CORNICE 1.50.164 + FLEXIBLE

2000×126×126 mm



Minimal radius of the flexible cornice 1.50.164, mm.



# Cornices

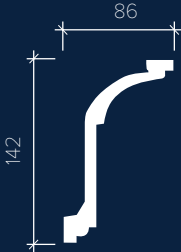


CORNICE 1.50.166 + FLEXIBLE

2000 × 86 × 142 mm



Minimal radius of the flexible cornice 1.50.166, mm.

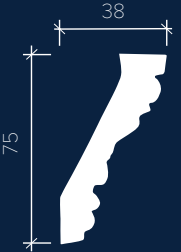


CORNICE 1.50.181 + FLEXIBLE

2000 × 38 × 75 mm

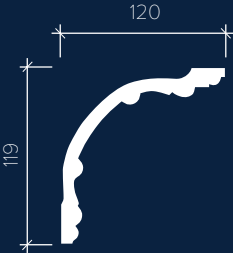


Minimal radius of the flexible cornice 1.50.181, mm.



CORNICE 1.50.167

2000 × 120 × 119 mm




CORNICE 1.50.183 + FLEXIBLE

2000 × 84 × 96 mm



Minimal radius of the flexible cornice 1.50.183, mm.




CORNICE 1.50.173 + FLEXIBLE

2000 × 40 × 55 mm



Minimal radius of the flexible cornice 1.50.173, mm.



CORNICE 1.50.184 + FLEXIBLE


2000 × 72 × 74 mm



Minimal radius of the flexible cornice 1.50.184, mm.



# Cornices

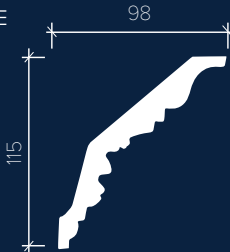


CORNICE 1.50.185 + FLEXIBLE

2000 × 98 × 115 mm



Minimal radius of the flexible cornice 1.50.185, mm.

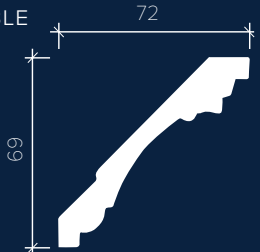


CORNICE 1.50.189 + FLEXIBLE

2000 × 72 × 69 mm



Minimal radius of the flexible cornice 1.50.189, mm.

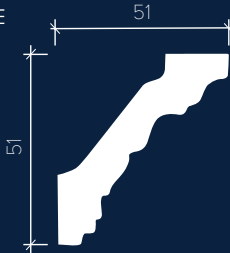


CORNICE 1.50.187 + FLEXIBLE

2000 × 51 × 51 mm



Minimal radius of the flexible cornice 1.50.187, mm.

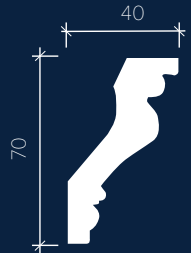


CORNICE 1.50.192 + FLEXIBLE

2000 × 40 × 70 mm



Minimal radius of the flexible cornice 1.50.192, mm.


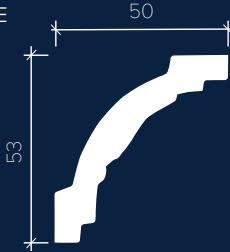


CORNICE 1.50.188 + FLEXIBLE

2000 × 50 × 53 mm



Minimal radius of the flexible cornice 1.50.188, mm.

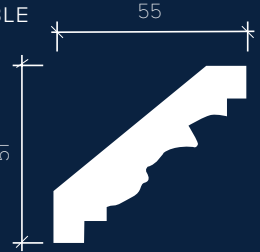


CORNICE 1.50.195 + FLEXIBLE

2000 × 55 × 51 mm



Minimal radius of the flexible cornice 1.50.195, mm.





# Cornices

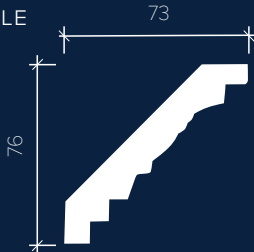


CORNICE 1.50.197 + FLEXIBLE

2000 × 73 × 76 mm



Minimal radius of the flexible cornice 1.50.197, mm.

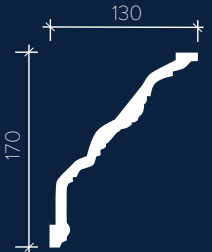


CORNICE 1.50.201 + FLEXIBLE

2000 × 130 × 170 mm



Minimal radius of the flexible cornice 1.50.201, mm.

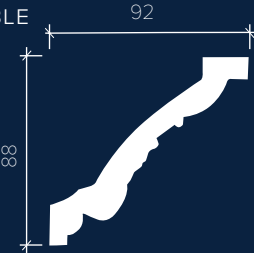


CORNICE 1.50.198 + FLEXIBLE

2000 × 92 × 88 mm



Minimal radius of the flexible cornice 1.50.198, mm.

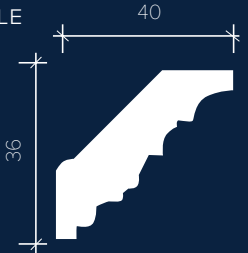


CORNICE 1.50.204 + FLEXIBLE

2000 × 40 × 36 mm



Minimal radius of the flexible cornice 1.50.204, mm.

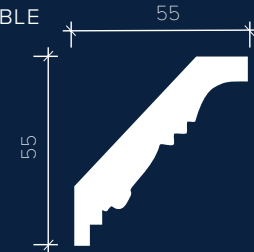


CORNICE 1.50.200 + FLEXIBLE

2000 × 55 × 55 mm



Minimal radius of the flexible cornice 1.50.200, mm.

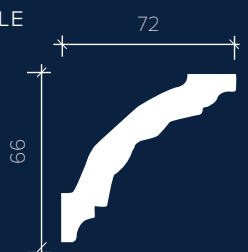


CORNICE 1.50.205 + FLEXIBLE

2000 × 72 × 66 mm



Minimal radius of the flexible cornice 1.50.205, mm.



# Cornices

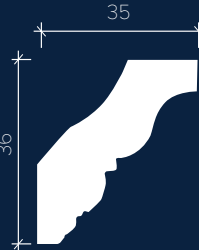


CORNICE 1.50.206 + FLEXIBLE

2000 × 35 × 36 mm



Minimal radius of the flexible cornice 1.50.206, mm.


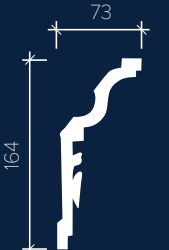


CORNICE 1.50.250 + FLEXIBLE

2000 × 73 × 164 mm



Minimal radius of the flexible cornice 1.50.250, mm.

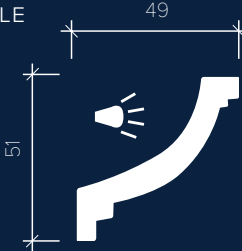


CORNICE 1.50.215 + FLEXIBLE

2000 × 49 × 51 mm



Minimal radius of the flexible cornice 1.50.215, mm.


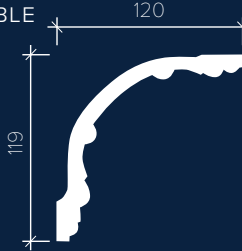


CORNICE 1.50.252 + FLEXIBLE

2000 × 120 × 119 mm



Minimal radius of the flexible cornice 1.50.252, mm.

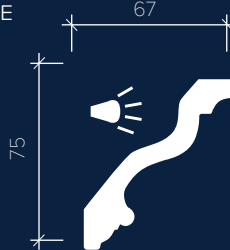


CORNICE 1.50.216 + FLEXIBLE

2000 × 67 × 75 mm



Minimal radius of the flexible cornice 1.50.216, mm.

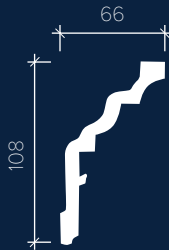


CORNICE 1.50.253 + FLEXIBLE


2000 × 66 × 108 mm



Minimal radius of the flexible cornice 1.50.253, mm.



# Cornices

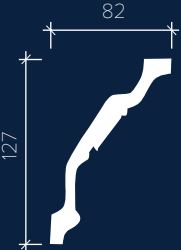


CORNICE 1.50.255 + FLEXIBLE

2000 × 82 × 127 mm



Minimal radius of the flexible cornice 1.50.255, mm.

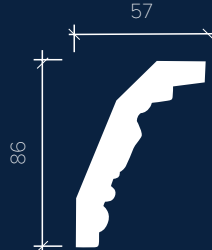


CORNICE 1.50.274 + FLEXIBLE

2000 × 57 × 86 mm



Minimal radius of the flexible cornice 1.50.274, mm.

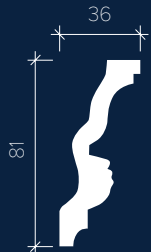


CORNICE 1.50.259 + FLEXIBLE

2000 × 36 × 81 mm



Minimal radius of the flexible cornice 1.50.259, mm.

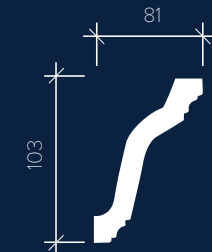


CORNICE 1.50.279 + FLEXIBLE

2000 × 81 × 103 mm



Minimal radius of the flexible cornice 1.50.279, mm.

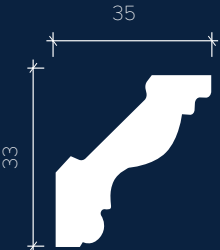


CORNICE 1.50.272 + FLEXIBLE

2000 × 35 × 33 mm



Minimal radius of the flexible cornice 1.50.272, mm.




CORNICE 1.50.280 + FLEXIBLE

2000 × 144 × 170 mm



Minimal radius of the flexible cornice 1.50.280, mm.



# Cornices


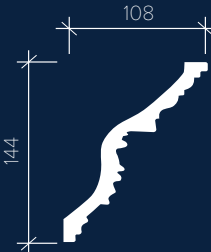


CORNICE 1.50.285 + FLEXIBLE

2000×108×144 mm



Minimal radius of the flexible cornice 1.50.285, mm.

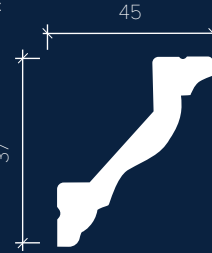


CORNICE 1.50.299 + FLEXIBLE

2000×45×37 mm



Minimal radius of the flexible cornice 1.50.299, mm.

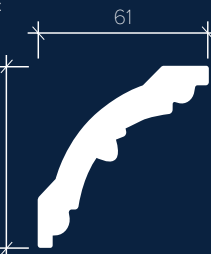


CORNICE 1.50.290 + FLEXIBLE

2000×61×61 mm



Minimal radius of the flexible cornice 1.50.290, mm.



CORNICE 1.50.294 + FLEXIBLE

2000×43×43 mm



Minimal radius of the flexible cornice 1.50.294, mm.



# Mouldings



MOULDING 1.51.301 + FLEXIBLE

2000×16×42 mm



Minimal radius of the flexible moulding 1.51.301, mm.



MOULDING 1.51.302 + FLEXIBLE

2000×25×60 mm



Minimal radius of the flexible moulding 1.51.302, mm.



MOULDING 1.51.303 + FLEXIBLE

2000×19×82 mm



Minimal radius of the flexible moulding 1.51.303, mm.



# Mouldings

**MOULDING 1.51.304 + FLEXIBLE**

2000 × 25 × 51 mm




Minimal radius of the flexible moulding 1.51.304, mm.

**MOULDING 1.51.312 + FLEXIBLE**

2000 × 19 × 40 mm




Minimal radius of the flexible moulding 1.51.312, mm.

**MOULDING 1.51.308 + FLEXIBLE**

2000 × 20 × 41 mm




Minimal radius of the flexible moulding 1.51.308, mm.

**MOULDING 1.51.313 + FLEXIBLE**

2000 × 20 × 53 mm




Minimal radius of the flexible moulding 1.51.313, mm.

**MOULDING 1.51.310 + FLEXIBLE**



2000 × 19 × 96 mm




Minimal radius of the flexible moulding 1.51.310, mm.


**MOULDING 1.51.314 + FLEXIBLE**

2000 × 18 × 66 mm

Minimal radius of the flexible moulding 1.51.314, mm.

# Mouldings



MOULDING 1.51.317 + FLEXIBLE

2000 × 20 × 101 mm



Minimal radius of the flexible moulding 1.51.317, mm.



MOULDING 1.51.325 + FLEXIBLE

2000 × 15 × 125 mm



Minimal radius of the flexible moulding 1.51.325, mm.



MOULDING 1.51.320 + FLEXIBLE

2000 × 20 × 113 mm



Minimal radius of the flexible moulding 1.51.320, mm.



MOULDING 1.51.326 + FLEXIBLE

2000 × 28 × 50 mm



Minimal radius of the flexible moulding 1.51.326, mm.



MOULDING 1.51.321 + FLEXIBLE

2000 × 8 × 19 mm



Minimal radius of the flexible moulding 1.51.321, mm.




MOULDING 1.51.328 + FLEXIBLE

2000 × 30 × 46 mm



Minimal radius of the flexible moulding 1.51.328, mm.



# Mouldings



MOULDING 1.51.330 + FLEXIBLE

2000 × 28 × 60 mm



Minimal radius of the flexible moulding 1.51.330, mm.



MOULDING 1.51.335 + FLEXIBLE

2000 × 16 × 75 mm



Minimal radius of the flexible moulding 1.51.335, mm.



MOULDING 1.51.332 + FLEXIBLE

2000 × 16 × 50 mm



Minimal radius of the flexible moulding 1.51.332, mm.



MOULDING 1.51.337 + FLEXIBLE

2000 × 14 × 78 mm



Minimal radius of the flexible moulding 1.51.337, mm.



MOULDING 1.51.334 + FLEXIBLE

2000 × 14 × 33 mm



Minimal radius of the flexible moulding 1.51.334, mm.



MOULDING 1.51.339 + FLEXIBLE

2000 × 13 × 56 mm



Minimal radius of the flexible moulding 1.51.339, mm.





# Mouldings

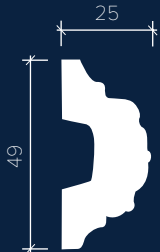


MOULDING 1.51.348 + FLEXIBLE

2000 × 25 × 49 mm



Minimal radius of the flexible moulding 1.51.348, mm.

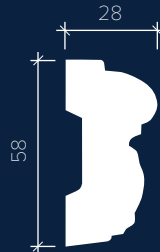


MOULDING 1.51.351 + FLEXIBLE

2000 × 28 × 58 mm



Minimal radius of the flexible moulding 1.51.351, mm.



MOULDING 1.51.349 + FLEXIBLE

2000 × 20 × 105 mm



Minimal radius of the flexible moulding 1.51.349, mm.



MOULDING 1.51.352 + FLEXIBLE

2000 × 21 × 36 mm



Minimal radius of the flexible moulding 1.51.352, mm.



MOULDING 1.51.350 + FLEXIBLE

2000 × 36 × 139 mm



Minimal radius of the flexible moulding 1.51.350, mm.




MOULDING 1.51.353 + FLEXIBLE

2000 × 16 × 26 mm



Minimal radius of the flexible moulding 1.51.353, mm.



# Mouldings



MOULDING 1.51.358 + FLEXIBLE

2000 × 18 × 82 mm



Minimal radius of the flexible moulding 1.51.358, mm.



MOULDING 1.51.365

2000 × 10 × 60 mm



MOULDING 1.51.361 + FLEXIBLE

2000 × 29 × 51 mm



Minimal radius of the flexible moulding 1.51.361, mm.



MOULDING 1.51.366

2000 × 9 × 67 mm



MOULDING 1.51.364

2000 × 8 × 58 mm



MOULDING 1.51.368 + FLEXIBLE

2000 × 40 × 138 mm



Minimal radius of the flexible moulding 1.51.368, mm.



# Mouldings



MOULDING 1.51.369

2000×11×54 mm



MOULDING 1.51.400 + FLEXIBLE

2000×16×44 mm



Minimal radius of the flexible moulding 1.51.400, mm.



MOULDING 1.51.371

2000×10×97 mm



MOULDING 1.51.401 + FLEXIBLE

2000×12×22 mm



Minimal radius of the flexible moulding 1.51.401, mm.



MOULDING 1.51.380 + FLEXIBLE

2000×25×220 mm




Minimal radius of the flexible moulding 1.51.380, mm.



# Moulding corner elements




CORNER ELEMENT 1.52.283

260×26×260 

Combined with moulding  
1.51.348




CORNER ELEMENT 1.52.285

180×24×180 

Combined with moulding  
1.51.322



CORNER ELEMENT 1.52.288

270×32×270 


Combined with moulding  
1.51.312



# Moulding corner elements




CORNER ELEMENT 1.52.289

300×20×105 

Combined with moulding 1.51.308




CORNER ELEMENT 1.52.299  
1.52.279

358×22×323 

Combined with moulding 1.51.301




CORNER ELEMENT 1.52.296  
1.52.314

270×19×390 


Combined with moulding 1.51.314



CORNER ELEMENT 1.52.300

300×21×300 

Combined with moulding 1.51.352



CORNER ELEMENT 1.52.297  
1.52.298

215×20×215 

Combined with moulding 1.51.308



CORNER ELEMENT 1.52.313

635×43×635 

Combined with moulding 1.51.313




# Moulding corner elements




CORNER ELEMENT 1.52.326

285×30×285 

Combined with moulding  
1.51.326



CORNER ELEMENT 1.52.352

240×23×240 

Combined with moulding  
1.51.352



CORNER ELEMENT 1.52.328

250×30×250 

Combined with moulding  
1.51.328




CORNER ELEMENT 1.52.375

320×23×320 

Combined with moulding  
1.51.375



CORNER ELEMENT 1.52.348

250×25×250 

Combined with moulding  
1.51.348



CORNER ELEMENT 1.52.400

293×26×293 

Combined with moulding  
1.51.400



# Skirtings


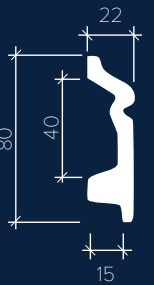


SKIRTING 1.53.107 + FLEXIBLE

2000×22×80 mm



Minimal radius of the flexible skirting 1.53.107, mm.

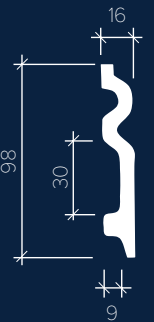


SKIRTING 1.53.109 + FLEXIBLE

2000×16×98 mm

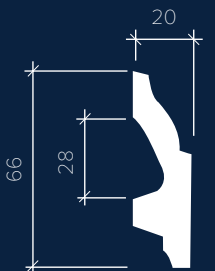


Minimal radius of the flexible skirting 1.53.109, mm.



SKIRTING 1.53.111

2000×20×66 mm



# Ceiling rosettes



CEILING ROSETTE 1.56.001

Ø: 695 mm D: 60 mm



CEILING ROSETTE 1.56.003

Ø: 520 mm D: 35 mm



CEILING ROSETTE 1.56.016

Ø: 480 mm D: 43 mm



# Ceiling rosettes



CEILING ROSETTE 1.56.020

Ø: 470 mm D: 41 mm



CEILING ROSETTE 1.56.025

Ø: 820 mm D: 67 mm



CEILING ROSETTE 1.56.021

Ø: 490 mm D: 60 mm



CEILING ROSETTE 1.56.027

Ø: 383 mm D: 29 mm



CEILING ROSETTE 1.56.024

Ø: 496 mm D: 37 mm



CEILING ROSETTE 1.56.029

H: 532 mm D: 45 mm W: 767 mm

# Ceiling rosettes



CEILING ROSETTE 1.56.039

Ø: 659 mm D: 68 mm



CEILING ROSETTE 1.56.043

H: 315 mm D: 35 mm W: 585 mm



CEILING ROSETTE 1.56.040

Ø: 707 mm D: 46 mm



CEILING ROSETTE 1.56.046

Ø: 860 mm D: 64 mm



CEILING ROSETTE 1.56.041


H: 544 mm D: 48 mm W: 785 mm



CEILING ROSETTE 1.56.048


Ø: 364 mm D: 43 mm

# Ceiling rosettes



CEILING ROSETTE 1.56.051

Ø: 424 mm D: 23 mm



CEILING ROSETTE 1.56.057

Ø: 545 mm D: 55 mm



CEILING ROSETTE 1.56.055

Ø: 752 mm D: 43 mm



CEILING ROSETTE 1.56.056

Ø: 454 mm D: 35 mm

# Ornaments



ORNAMENT 1.60.001

135 × 15 × 160



ORNAMENT 1.60.002

110 × 19 × 415



ORNAMENT  
1.60.014  
1.60.114

148 × 42 × 73



ORNAMENT 1.60.018

130 × 13 × 260



ORNAMENT 1.60.019

90 × 12 × 53  
108 × 12 × 70  
248 × 22 × 234

# Ornaments



ORNAMENT  
1.60.020  
1.60.120  
  
155×6×51



ORNAMENT 1.60.028

120×20×410



ORNAMENT 1.60.022  
  
318×50×895



ORNAMENT 1.60.030  
  
157×22×290



ORNAMENT 1.60.031  
  
141×28×232



ORNAMENT  
1.60.023  
1.60.123  
  
158×30×298



ORNAMENT 1.60.034

89×12×268

# Ornaments



ORNAMENT  
1.60.035  
1.60.135  
125×16×85



ORNAMENT 1.60.036  
360×50×790



ORNAMENT 1.60.037  
297×21×271



ORNAMENT 1.60.038  
120×23×230



ORNAMENT 1.60.039  
213×21×74



ORNAMENT 1.60.040  
143×23×355

# Arch frames

PLATBAND 1.54.014

243×66×1495



PLATBAND 1.54.015

295×65×1200



PLATBAND 1.54.016

244×59×1200



# Arch frames

1.54.002

96 × 30 × 96



1.54.013

109 × 28 × 109



1.54.017

86 × 27 × 86




1.54.008

115 × 15 × 153




1.51.307

96 × 25 × 2000



1.51.310

96 × 19 × 2000



1.51.382

92 × 35 × 2000



BASE 1.54.010

250 × 31 × 95



BASE 1.54.030

230 × 29 × 109



BASE 1.54.040

250 × 45 × 115





# Corbels



CORBEL 1.19.002

305×76×120



CORBEL 1.19.004

216×74×87



CORBEL 1.19.007

185×102×185

# Corbels



CORBEL 1.19.010

232 × 83 × 120



CORBEL 1.19.137

97 × 39 × 73



CORBEL 1.19.011

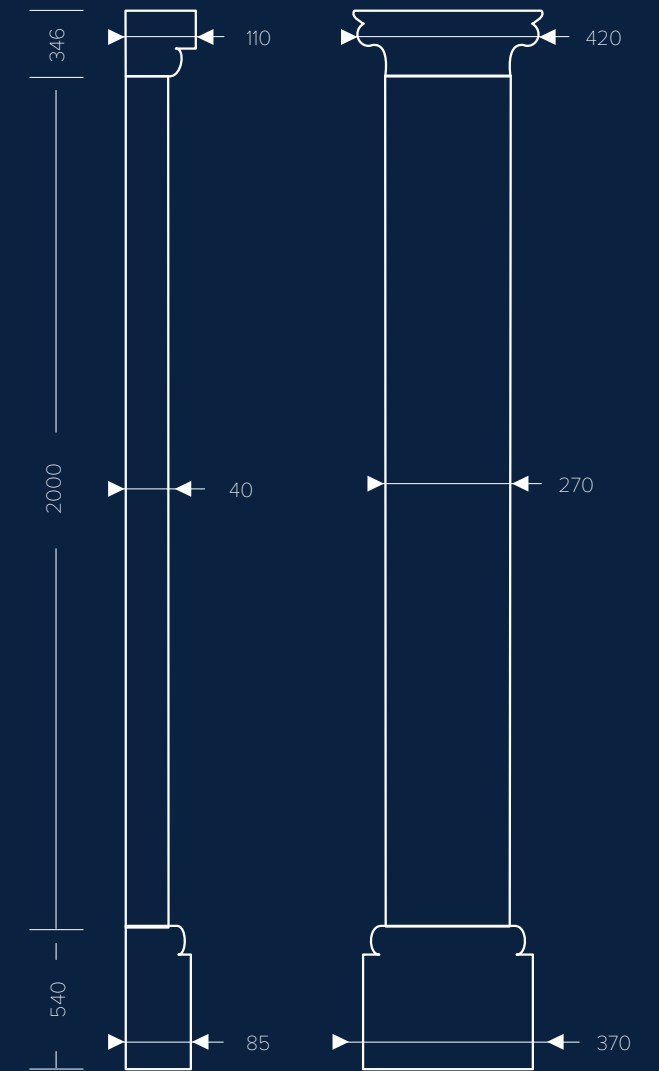
143 × 71 × 105



CORBEL 1.19.016

209 × 92 × 127

# Pilasters



Dimensions, mm

with element 1.22.020 | 2886×110×420

with element 1.22.200 | 3186×110×420

# Pilasters



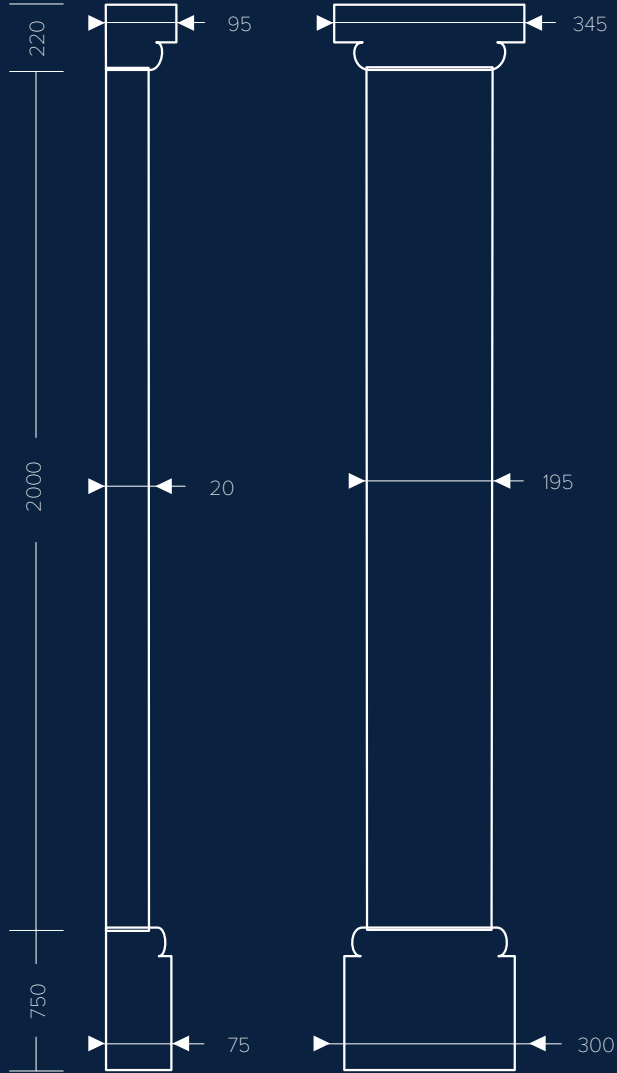
CAPITAL  
1.21.007



COLUMN  
SHAFT  
1.22.030



BASE  
1.23.300



Dimensions, mm  
2970 × 95 × 345

# Half columns



CAPITAL  
1.15.001



HALF  
COLUMN  
SHAFT  
1.16.030



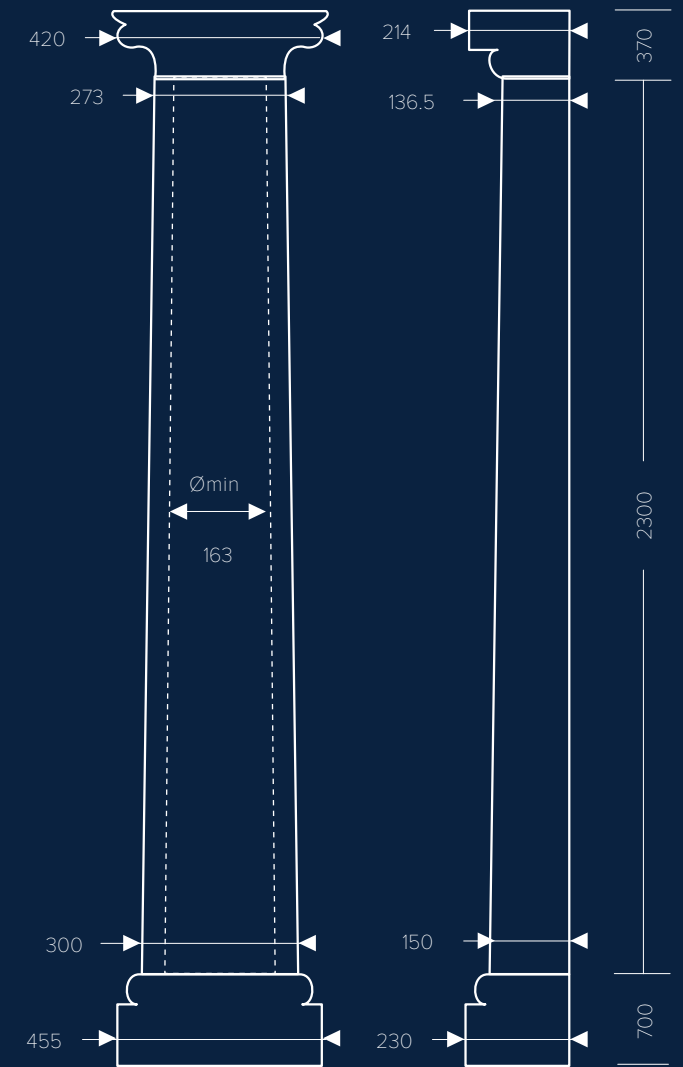
BASE  
1.17.300

700 × 230 × 455



BASE  
1.17.400

170 × 212 × 425



Dimensions, mm

with element 1.17.300:  
3370 × 230 × 455

with element 1.17.400:  
2840 × 214 × 425

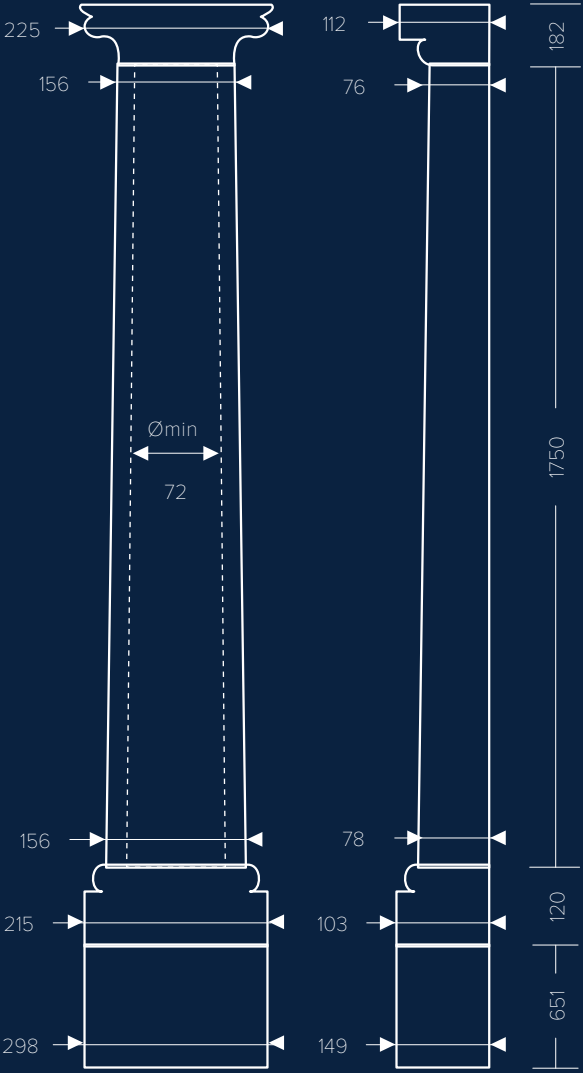
# Half columns




CAPITAL  
1.15.010



HALF  
COLUMN  
SHAFT  
1.16.080



Dimensions, mm  
2702 × 149 × 298



BASE  
1.17.900



PEDESTAL  
1.18.003

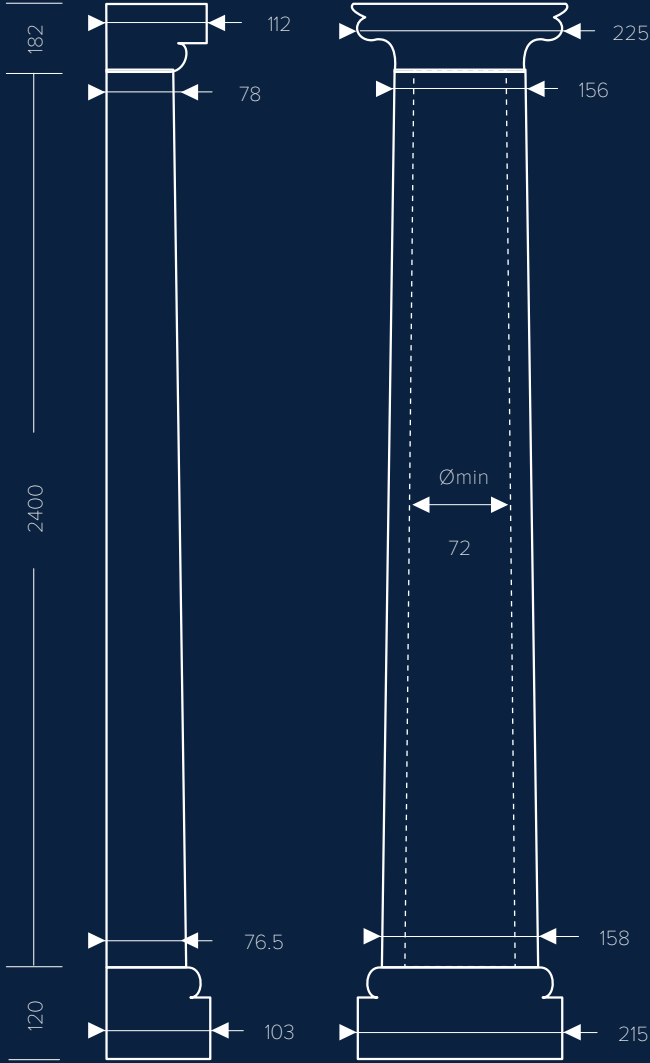
All dimensions in mm, H×D×W



CAPITAL  
1.15.010



HALF  
COLUMN  
SHAFT  
1.16.081



Dimensions, mm  
2702 × 112 × 225

BASE  
1.17.900



All dimensions in mm, H×D×W

# Half columns



CAPITAL  
4.15.302



HALF  
COLUMN  
SHAFT  
4.16.003



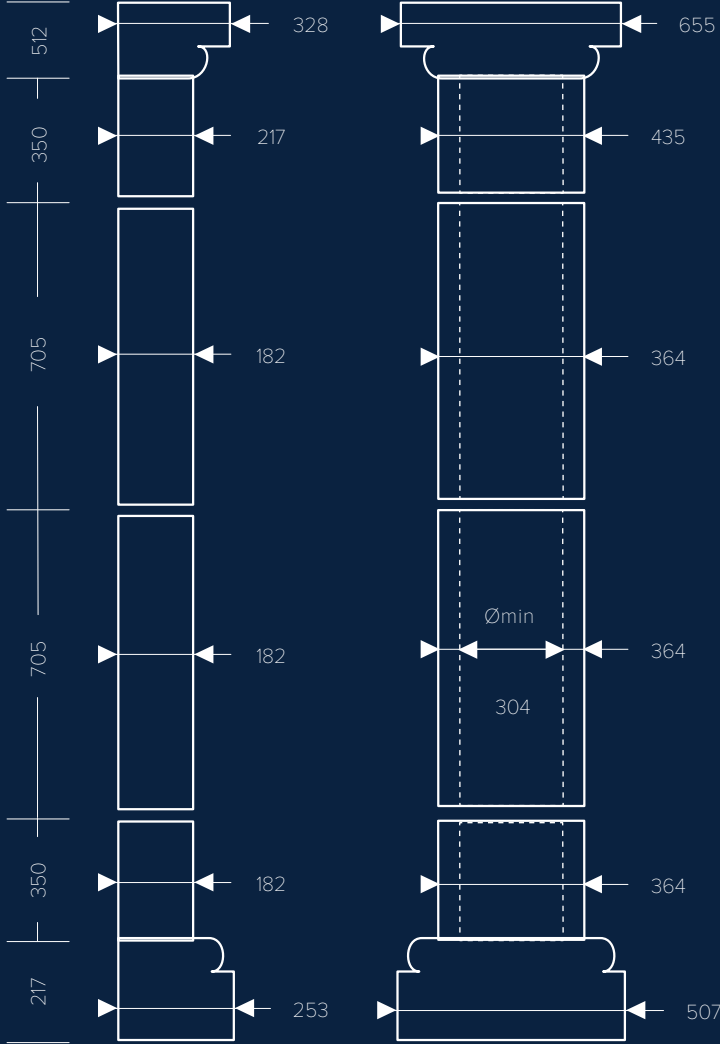
HALF  
COLUMN  
SHAFT  
4.16.004



HALF  
COLUMN  
SHAFT  
4.16.005



BASE  
4.17.002



Dimensions, mm  
variable × 328 × 655



CAPITAL  
4.15.301



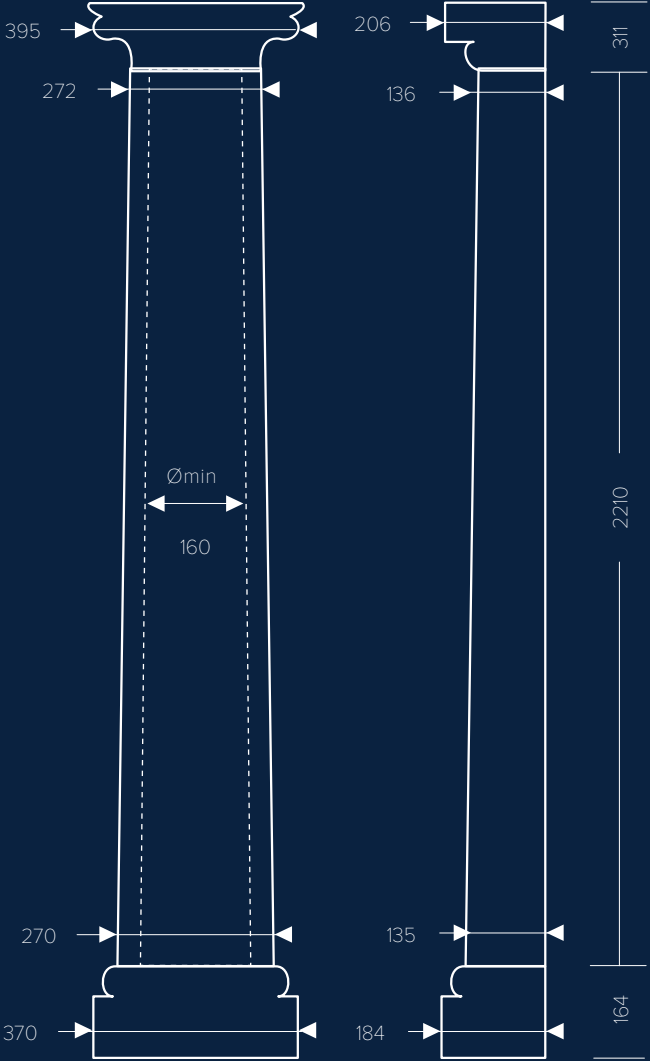
HALF  
COLUMN  
SHAFT  
4.16.301



BASE  
4.17.301



BASE  
4.17.302



Dimensions, mm  
2685 × 206 × 395

# Columns



CAPITAL  
1.11.010



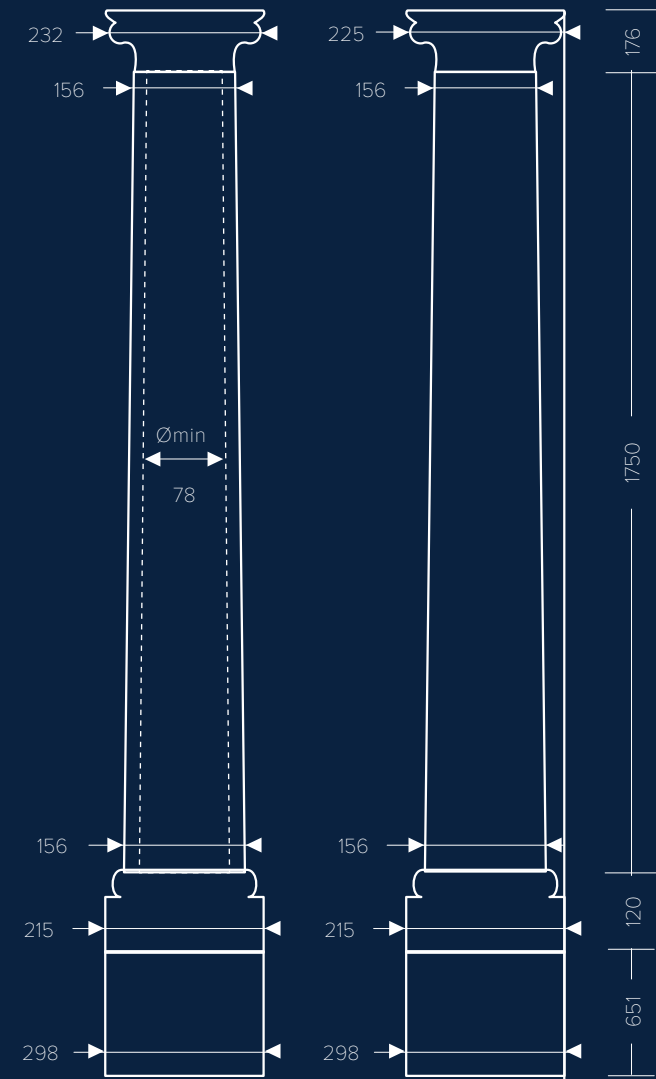
COLUMN  
SHAFT  
1.12.080



BASE  
1.13.900



PEDESTAL  
1.14.003



Dimensions, mm  
2702 × 298 × 298



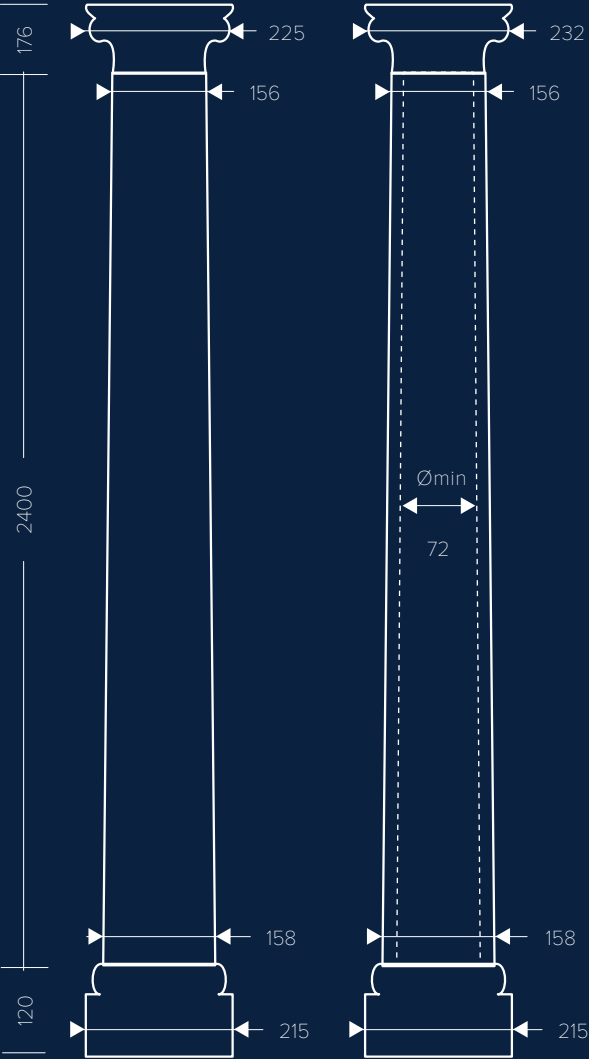
# Columns



CAPITAL  
1.11.010

COLUMN  
SHAFT  
1.12.081

BASE  
1.13.900



Dimensions, mm  
2702 × 225 × 232

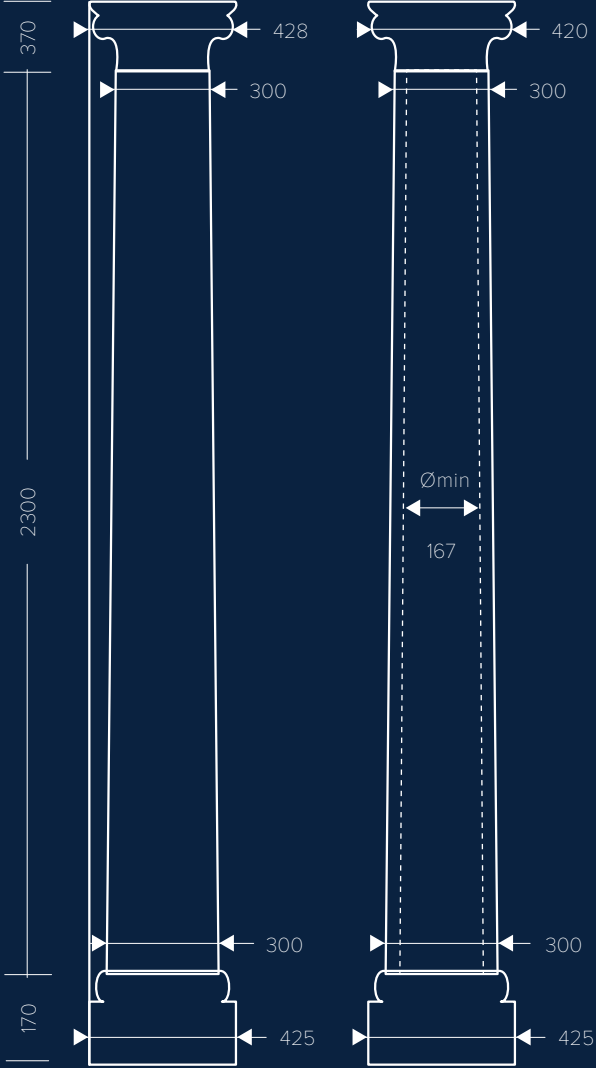


CAPITAL  
1.11.001

COLUMN  
SHAFT  
1.12.030

BASE  
1.13.400

BASE  
1.13.300



Dimensions, mm

with element 1.13.400:  
2840 × 428 × 425

with element 1.13.300:  
3370 × 455 × 455



170 × 425 × 425



700 × 455 × 455

All dimensions in mm, H × D × W

All dimensions in mm, H × D × W

# Columns



CAPITAL  
4.11.301



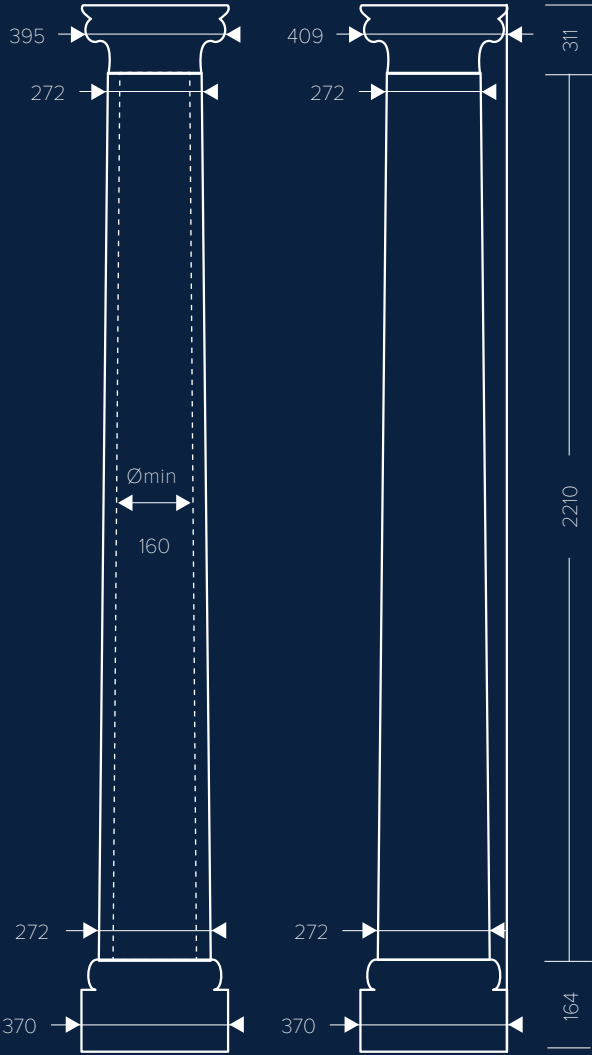
COLUMN  
SHAFT  
4.12.301



BASE  
4.13.301



BASE  
4.13.302



Dimensions, mm  
2685 × 409 × 395




CAPITAL  
4.11.302



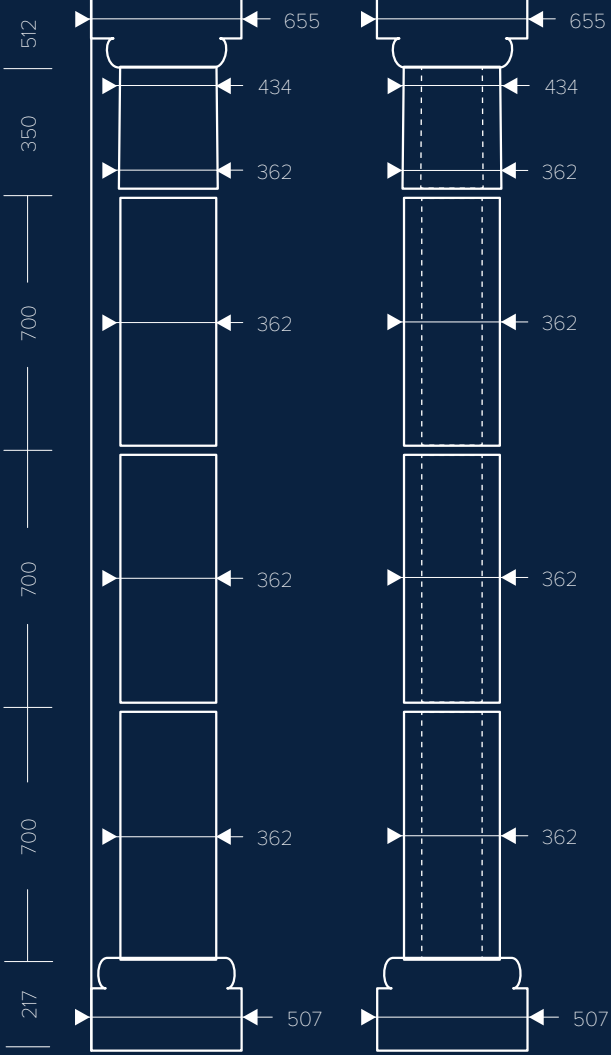
COLUMN  
SHAFT  
4.12.001



COLUMN  
SHAFT  
4.12.002




BASE  
4.13.002



Dimensions, mm  
variable × 655 × 655

# Columns



CAPITAL  
4.11.302



COLUMN  
SHAFT  
4.12.003



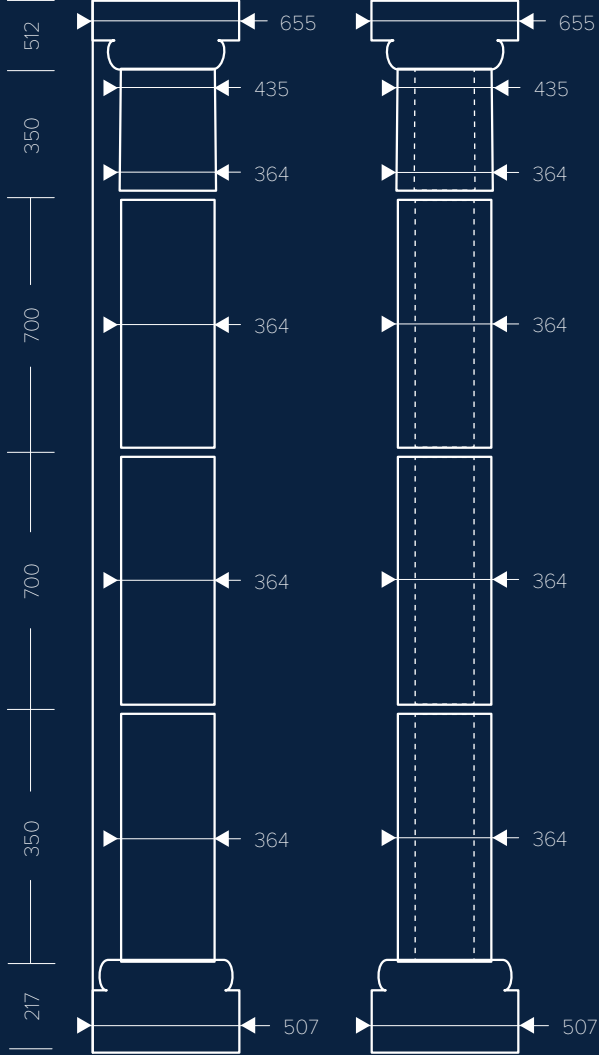
COLUMN  
SHAFT  
4.12.004



COLUMN  
SHAFT  
4.12.005



BASE  
4.13.002



Dimensions, mm  
variable × 540 × 635

# Decorative fireplaces



FIREPLACE ELEMENT 1.64.001

313 × 221 × 1303

Dimensions H×D×W, mm.



FIREPLACE ELEMENT 1.64.002  
1.64.003

877 × 171 × 180

Dimensions H×D×W, mm.



**CAUTION**  
Product is not available to open fire and other sources of heat!

# SMALL BAROQUE

There is nothing wrong with elegance. And it does not matter where you live, in France or in Russia. Thin lines of helical decor are relevant at any time. Being softened by gentle colour shades, they get lightness and lyricism. This theatricality is absolutely not harmful for the interior, but, on the contrary, it fills the interior with meanings and images of a long gone, but still beautiful era.



Parisienne is a style that has become popular long ago outside of France as well. Bright and artistic, having found the balance between classics and modern trends, it has become attractive to the decorators around the world. And now windows of a «Parisian» flat can face an ordinary yard in Moscow, if the style of the interior is chosen correctly.




You should not be afraid of colour. It is able to make life more joyful even during long winter. Interiors with moulded decor painted using bright colours, unconventional furniture and art objects on top of that no longer remind of palaces from the past. Such a solution is very modern and mouldings play a completely different role here.



It is about game, sense of taste and irony. No wonder that such a style is so popular in the interiors of boutique hotels.


# SMALL BAROQUE



The decorative effect of the “Small Baroque” is not inferior to its elegance. You may mix thin helical mouldings with luxurious angle units. The fewer straight joints the better, because this style loves asymmetry and curvilinear forms. Don't be afraid to experiment – using decorative ornaments from the collection you can create designer compositions – not only on the walls, but also on the ceiling, without being limited only to sculptural ceiling rosetts.







1. 1.51.325 | 2. 1.50.164 | 3. 1.51.320 | 4. 1.51.317 | 5. 1.52.326 | 6. 1.51.326 | 7. 1.52.308 | 8. 1.51.308 | 9. 1.60.034 | 10. 1.51.310 | 11. 1.53.111





**NEW  
ART  
DE  
CO**

# NEW ART DECO

279

**New Art Deco is solving the same tasks as before — using this style you can create a real palace, but it would be fashionable and expressly modern. It shows exactly the image that many people want for interiors today.**

New Art Deco is one of the brightest modern styles. It does not copy the historical style, but using its logic it solves modern problems. Now greater emphasis is put on expensive and complex materials, simple and clear forms of furniture, smooth lines, symmetry and clear geometry of architectural elements. Special attention is given to interior art objects and delicately made decorative fine plastics. So, it's no coincidence that Art Deco became fashionable again, in the new transcription but with the same principles and logic as previously.

Historical Art Deco was born at the confluence of geometrized Classicism and rationalist Modern: strict and simple forms that have become an excellent background for the most complex and rich textures, which expressiveness did not require additional support.

At the beginning of the XXth century, the nobility was replaced by a new elite, which sought to build new palaces for themselves that did not resemble anything what was before. Needless to say, that Neo-Baroque and Neo-Rococo did not fit, and the embryonic Modernism, that was ready to become an international style, absolutely did not remind of a palace in its solutions. So, it was Art Deco that became a response to this global social demand.

Historical Art Deco sucked in everything new in the world, that was becoming popular. The opening of the Tutankhamen's tomb and massive fascination with Egypt have brought Egyptian motifs, geometric stylization of paintings of ancient temples and the theme of hieroglyphs to Art Deco. Lions and big cats came from Mesopotamia, elegant figurines were inspired by Dyagilev's «Russian Seasons», and fan propellers and images of aeroplanes became the reaction to the development of aviation, which has almost become a national idea in the West.

Art Deco absolutely did not hesitate to use motifs from Cubism and Purism, played with forms from constructivism, while not caring at all about preserving those ideas that carried avant-garde trends in it.

Despite the similarity of names, Art Deco is not nearly close to the floral Art Nouveau with its asymmetry, dynamics and disturbing curves of lines that are similar to the trunks of lianas or flying women's hair. These historical styles are separated not only by the First World War, but also by lots of other differences. In Art Deco symmetry is brought to the level of the law which is practically never broken, and this is what brings this style closer to Classicism.

The fluidity of Art Nouveau is contrasted in Art Deco not only by symmetry but also by statics. Interiors in this style, no matter how extravagant they may be, always create the feeling of sustainable stability, largely associated with status and respectability. The careful precision of the lines in Art Deco reminds us not of flora, but of fauna. The plasticity of Art Deco is the elasticity of tense muscles of an animal that is ready to jump. The style itself is expressly material and voluminous.

Art Deco is alien to any ideologies, and the only goal of this style was to create a convenient and comfortable space for life and work of a man, which would be new in its aesthetics, stylish and high profile. It is interesting to note, but this is exactly what is responsible for the «immortality» of the style — after all, ideologies tend to become outdated, and the desire for comfort and status is eternal.

The New Art Deco is by no means trying to restore historical interiors and is not limited to the past. This is exactly what makes it different from Neo Art Deco. The New Art Deco dictates new conditions, and the New Art Deco is ready to follow them in order to remain popular. This style borrowed the logic and the structure from its historical analogue and adapted them to the demands of modern times.

It does not like bare walls as well. In this style they are decorated using moulded decor with geometric lines. Wall panels, cornices and skirtings, and also ceiling rosettes play the role of a full-fledged architectural decoration of the interior here.

New Art Deco also places emphasis on expensive textures and follows the symmetry, but it uses details and art objects that are relevant to our time.

Main rules of New Art Deco:

1. Art Deco is alien to any play with classic styles. The curves from Baroque and Rococo are not acceptable, just as curvilinear details from Art Nouveau. Art Deco simplifies architectural and moulded elements of Neoclassicism to the maximum, basically turning them into the simplest geometric forms. And only in this transcription wall panels, pilasters, columns, etc. are possible in the interior.
2. The main accents of the style are represented by rich and complex textures. But these can be equally both natural, and non-natural materials. But the main criterion is not that, but their decorative qualities and the level of elaboration.
3. It is impossible to make Art Deco with a very low budget. This style does not save on quality. Laminated flooring from a building materials store, gold from a can and Chinese copies can only produce a parody of the style.
4. This style does not exist without art objects and decorative elements. And it can be anything from a golden bust of a popular politician to statuettes depicting computer game characters.
5. Art Deco does not like open, bright colours, these are possible only in small accent details. It is also not recommended to use wallpapers and printed fabrics.

# CONTENTS

## 03

Cornices	285
Mouldings	305
Moulding corner elements	315
Skirtings	317
Ceiling rosettes and ceiling panels	321
Arch frames	327
Corbels	329

# Cornices


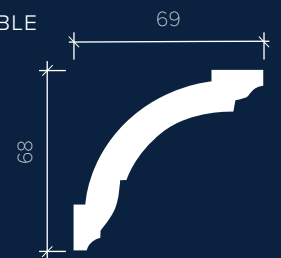


CORNICE 1.50.101 + FLEXIBLE

2000×69×68 mm



Minimal radius of the flexible cornice 1.50.101, mm.

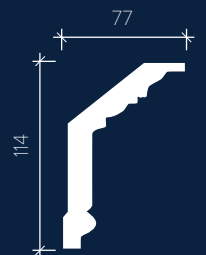


CORNICE 1.50.104 + FLEXIBLE

2000×77×114 mm



Minimal radius of the flexible cornice 1.50.104, mm.

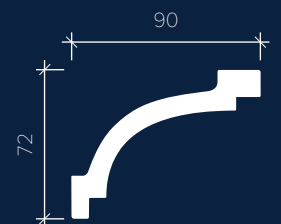


CORNICE 1.50.106 + FLEXIBLE

2000×90×72 mm



Minimal radius of the flexible cornice 1.50.106, mm.





# Cornices


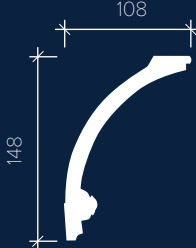


CORNICE 1.50.107 + FLEXIBLE

2000 × 108 × 148 mm



Minimal radius of the flexible cornice 1.50.107, mm.

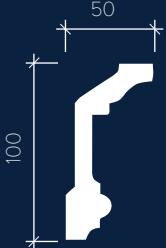


CORNICE 1.50.121 + FLEXIBLE

2000 × 50 × 100 mm



Minimal radius of the flexible cornice 1.50.121, mm.

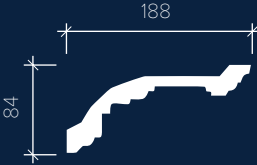


CORNICE 1.50.109 + FLEXIBLE

2000 × 188 × 84 mm



Minimal radius of the flexible cornice 1.50.109, mm.


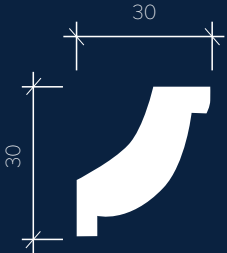


CORNICE 1.50.123 + FLEXIBLE

2000 × 30 × 30 mm



Minimal radius of the flexible cornice 1.50.123, mm.



CORNICE 1.50.119 + FLEXIBLE

2000 × 56 × 117 mm



Minimal radius of the flexible cornice 1.50.119, mm.

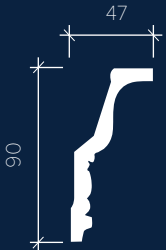


CORNICE 1.50.127 + FLEXIBLE


2000 × 47 × 90 mm



Minimal radius of the flexible cornice 1.50.127, mm.



# Cornices


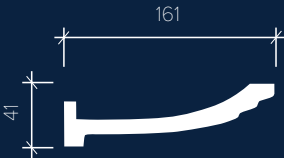


CORNICE 1.50.135 + FLEXIBLE

2000 × 161 × 41 mm



Minimal radius of the flexible cornice 1.50.135, mm.




CORNICE 1.50.142 + FLEXIBLE

2000 × 196 × 45 mm



Minimal radius of the flexible cornice 1.50.142, mm.


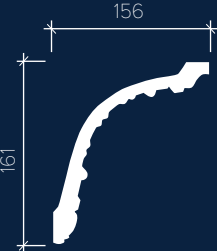


CORNICE 1.50.138 + FLEXIBLE

2000 × 156 × 161 mm



Minimal radius of the flexible cornice 1.50.138, mm.


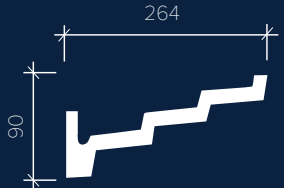


CORNICE 1.50.145 + FLEXIBLE

2000 × 264 × 90 mm



Minimal radius of the flexible cornice 1.50.145, mm.

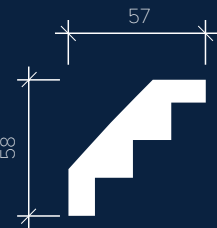


CORNICE 1.50.140 + FLEXIBLE

2000 × 57 × 58 mm



Minimal radius of the flexible cornice 1.50.140, mm.

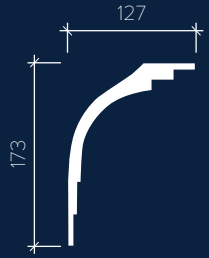


CORNICE 1.50.147 + FLEXIBLE


2000 × 127 × 173 mm



Minimal radius of the flexible cornice 1.50.147, mm.



# Cornices

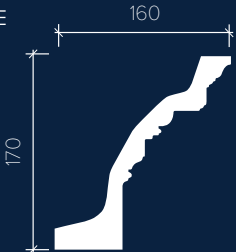


CORNICE 1.50.153 + FLEXIBLE

2000×160×170 mm



Minimal radius of the flexible cornice 1.50.153, mm.

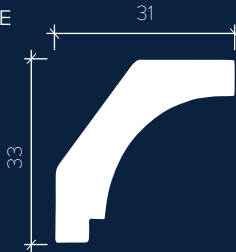


CORNICE 1.50.157 + FLEXIBLE

2000×31×33 mm



Minimal radius of the flexible cornice 1.50.157, mm.

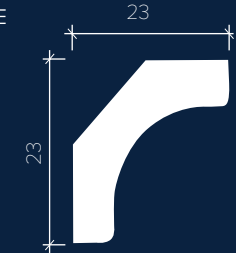


CORNICE 1.50.154 + FLEXIBLE

2000×23×23 mm



Minimal radius of the flexible cornice 1.50.154, mm.

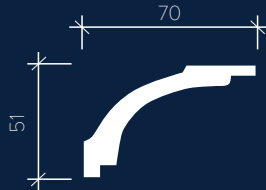


CORNICE 1.50.160 + FLEXIBLE

2000×70×51 mm



Minimal radius of the flexible cornice 1.50.160, mm.

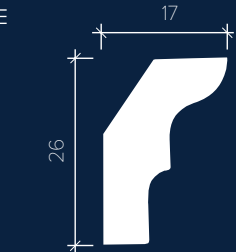


CORNICE 1.50.155 + FLEXIBLE

2000×17×26 mm



Minimal radius of the flexible cornice 1.50.155, mm.

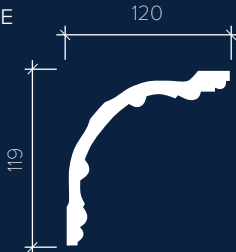


CORNICE 1.50.168 + FLEXIBLE


2000×120×119 mm



Minimal radius of the flexible cornice 1.50.168, mm.



# Cornices

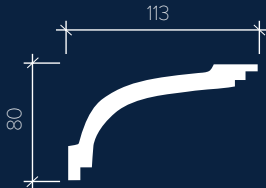


CORNICE 1.50.170 + FLEXIBLE

2000 × 113 × 80 mm



Minimal radius of the flexible cornice 1.50.170, mm.




CORNICE 1.50.176 + FLEXIBLE

2000 × 67 × 131 mm



Minimal radius of the flexible cornice 1.50.176, mm.

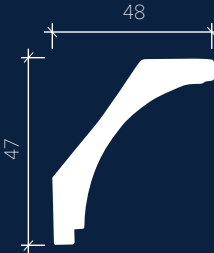


CORNICE 1.50.172 + FLEXIBLE

2000 × 48 × 47 mm



Minimal radius of the flexible cornice 1.50.172, mm.


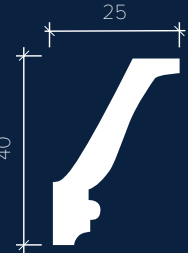


CORNICE 1.50.190 + FLEXIBLE

2000 × 25 × 40 mm



Minimal radius of the flexible cornice 1.50.190, mm.


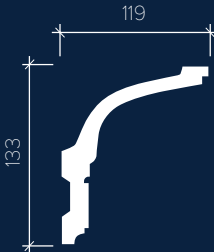


CORNICE 1.50.175 + FLEXIBLE

2000 × 119 × 133 mm



Minimal radius of the flexible cornice 1.50.175, mm.

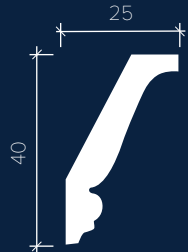


CORNICE 1.50.191 + FLEXIBLE

2000 × 25 × 40 mm



Minimal radius of the flexible cornice 1.50.191, mm.



# Cornices

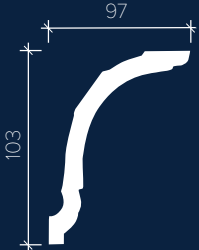


CORNICE 1.50.202 + FLEXIBLE

2000 × 97 × 103 mm



Minimal radius of the flexible cornice 1.50.202, mm.



CORNICE 1.50.210 + FLEXIBLE

2000 × 121 × 155 mm



Minimal radius of the flexible cornice 1.50.210, mm.


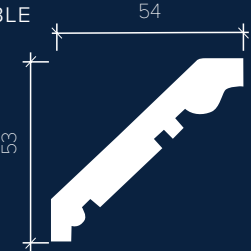


CORNICE 1.50.207 + FLEXIBLE

2000 × 54 × 53 mm



Minimal radius of the flexible cornice 1.50.207, mm.

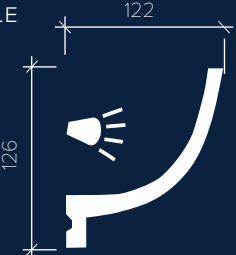


CORNICE 1.50.220 + FLEXIBLE

2000 × 122 × 126 mm



Minimal radius of the flexible cornice 1.50.220, mm.


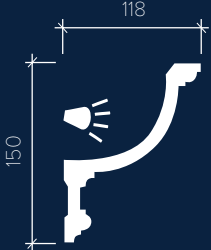


CORNICE 1.50.209 + FLEXIBLE

2000 × 118 × 150 mm



Minimal radius of the flexible cornice 1.50.209, mm.

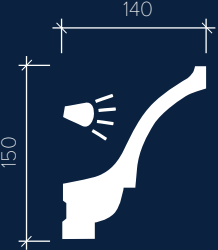


CORNICE 1.50.221 + FLEXIBLE


2000 × 140 × 150 mm



Minimal radius of the flexible cornice 1.50.221, mm.

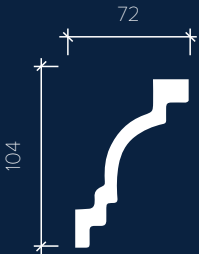


# Cornices



CORNICE 1.50.249

2000 × 72 × 104 mm

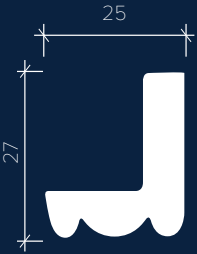


CORNICE 1.50.258 + FLEXIBLE

2000 × 25 × 27 mm



Minimal radius of the flexible cornice 1.50.258, mm.


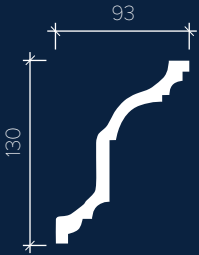


CORNICE 1.50.254 + FLEXIBLE

2000 × 93 × 130 mm



Minimal radius of the flexible cornice 1.50.254, mm.

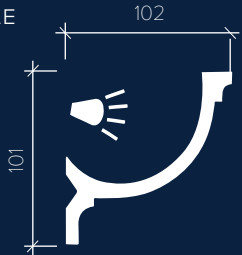


CORNICE 1.50.261 + FLEXIBLE

2000 × 102 × 101 mm



Minimal radius of the flexible cornice 1.50.261, mm.

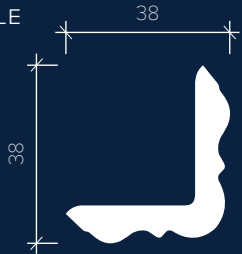


CORNICE 1.50.257 + FLEXIBLE

2000 × 38 × 38 mm



Minimal radius of the flexible cornice 1.50.257, mm.



CORNICE 1.50.265 + FLEXIBLE

2000 × 115 × 21 mm



Minimal radius of the flexible cornice 1.50.265, mm.



# Cornices




CORNICE 1.50.266 + FLEXIBLE

2000 × 76 × 21 mm



Minimal radius of the flexible cornice 1.50.266, mm.

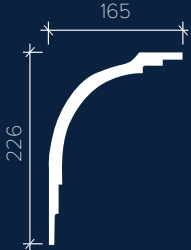


CORNICE 1.50.271 + FLEXIBLE

2000 × 165 × 226 mm



Minimal radius of the flexible cornice 1.50.271, mm.



CORNICE 1.50.268 + FLEXIBLE

2000 × 170 × 33 mm



Minimal radius of the flexible cornice 1.50.268, mm.

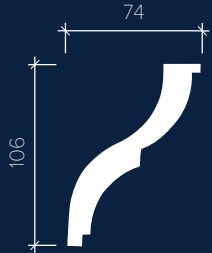


CORNICE 1.50.275 + FLEXIBLE

2000 × 74 × 106 mm



Minimal radius of the flexible cornice 1.50.275, mm.




CORNICE 1.50.270 + FLEXIBLE

2000 × 220 × 47 mm



Minimal radius of the flexible cornice 1.50.270, mm.

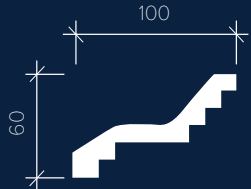


CORNICE 1.50.276 + FLEXIBLE


2000 × 100 × 60 mm



Minimal radius of the flexible cornice 1.50.276, mm.



# Cornices


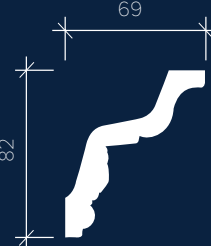


CORNICE 1.50.278 + FLEXIBLE

2000 × 69 × 82 mm



Minimal radius of the flexible cornice 1.50.278, mm.

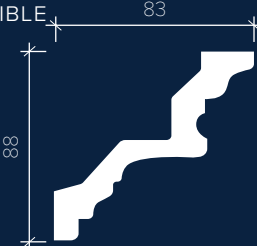


CORNICE 1.50.286 + FLEXIBLE

2000 × 83 × 88 mm



Minimal radius of the flexible cornice 1.50.286, mm.



CORNICE 1.50.282 + FLEXIBLE

2000 × 40 × 70 mm



Minimal radius of the flexible cornice 1.50.282, mm.


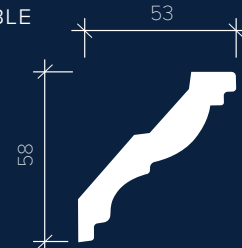


CORNICE 1.50.288 + FLEXIBLE

2000 × 53 × 58 mm



Minimal radius of the flexible cornice 1.50.288, mm.



CORNICE 1.50.283 + FLEXIBLE

2000 × 41 × 74 mm



Minimal radius of the flexible cornice 1.50.283, mm.

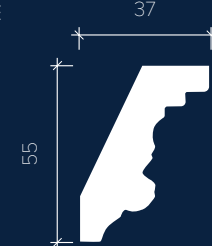


CORNICE 1.50.289 + FLEXIBLE

2000 × 37 × 55 mm



Minimal radius of the flexible cornice 1.50.289, mm.





# Cornices


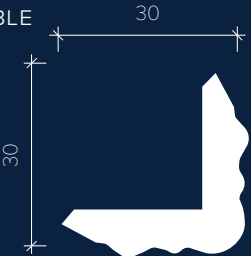


CORNICE 1.50.295 + FLEXIBLE

2000 × 30 × 30 mm



Minimal radius of the flexible cornice 1.50.295, mm.

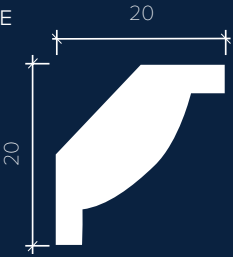


CORNICE 1.50.297 + FLEXIBLE

2000 × 20 × 20 mm



Minimal radius of the flexible cornice 1.50.297, mm.



# Mouldings

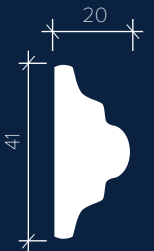


MOULDING 1.51.308 + FLEXIBLE

2000 × 20 × 41 mm



Minimal radius of the flexible moulding 1.51.308, mm.



MOULDING 1.51.309 + FLEXIBLE

2000 × 21 × 74 mm



Minimal radius of the flexible moulding 1.51.309, mm.

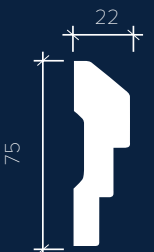


MOULDING 1.51.315 + FLEXIBLE


2000 × 22 × 75 mm



Minimal radius of the flexible moulding 1.51.315, mm.



# Mouldings



MOULDING 1.51.319 + FLEXIBLE

2000 × 30 × 124 mm



Minimal radius of the flexible moulding 1.51.319, mm.



MOULDING 1.51.324 + FLEXIBLE

2000 × 12 × 54 mm



Minimal radius of the flexible moulding 1.51.324, mm.



MOULDING 1.51.322 + FLEXIBLE

2000 × 12 × 25 mm



Minimal radius of the flexible moulding 1.51.322, mm.



MOULDING 1.51.327 + FLEXIBLE

2000 × 21 × 80 mm



Minimal radius of the flexible moulding 1.51.327, mm.



MOULDING 1.51.323 + FLEXIBLE

2000 × 10 × 32 mm



Minimal radius of the flexible moulding 1.51.323, mm.



MOULDING 1.51.329 + FLEXIBLE

2000 × 12 × 23 mm



Minimal radius of the flexible moulding 1.51.329, mm.



# Mouldings



MOULDING 1.51.338 + FLEXIBLE

2000×9×40 mm



Minimal radius of the flexible moulding 1.51.338, mm.



MOULDING 1.51.342 + FLEXIBLE

2000×15×75 mm



Minimal radius of the flexible moulding 1.51.342, mm.



MOULDING 1.51.340 + FLEXIBLE

2000×25×78 mm



Minimal radius of the flexible moulding 1.51.340, mm.



MOULDING 1.51.343 + FLEXIBLE

2000×12×75 mm



Minimal radius of the flexible moulding 1.51.343, mm.



MOULDING 1.51.341 + FLEXIBLE

2000×21×75 mm



Minimal radius of the flexible moulding 1.51.341, mm.



MOULDING 1.51.344 + FLEXIBLE


2000×18×90 mm



Minimal radius of the flexible moulding 1.51.344, mm.



# Mouldings



MOULDING 1.51.357 + FLEXIBLE

2000×12×48 mm



Minimal radius of the flexible moulding 1.51.357, mm.



MOULDING 1.51.372

2000×7×25 mm




MOULDING 1.51.359 + FLEXIBLE

2000×10×36 mm



Minimal radius of the flexible moulding 1.51.359, mm.



MOULDING 1.51.373 + FLEXIBLE

2000×21×100 mm



Minimal radius of the flexible moulding 1.51.373, mm.



MOULDING 1.51.360 + FLEXIBLE

2000×12×72 mm



Minimal radius of the flexible moulding 1.51.360, mm.



MOULDING 1.51.376 + FLEXIBLE

2000×20×63 mm



Minimal radius of the flexible moulding 1.51.376, mm.



# Mouldings

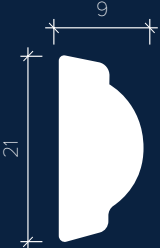


MOULDING 1.51.378 + FLEXIBLE

2000×9×21 mm



Minimal radius of the flexible moulding 1.51.378, mm.



MOULDING 1.51.384 + FLEXIBLE

2000×8×47 mm



Minimal radius of the flexible moulding 1.51.384, mm.



MOULDING 1.51.381 + FLEXIBLE

2000×24×193 mm



Minimal radius of the flexible moulding 1.51.381, mm.



MOULDING 1.51.601

2000×40×215 mm

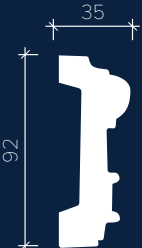


MOULDING 1.51.382 + FLEXIBLE

2000×35×92 mm

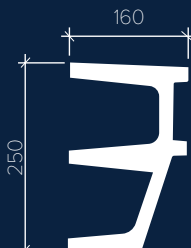


Minimal radius of the flexible moulding 1.51.382, mm.



MOULDING 1.51.603


2000×160×250 mm



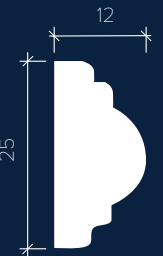
# Moulding corner elements




CORNER ELEMENT 1.52.286

200 × 12 × 200 

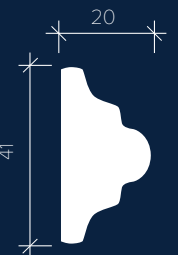
Combined with moulding  
1.51.322




CORNER ELEMENT 1.52.287

300 × 20 × 300 

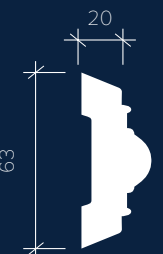
Combined with moulding  
1.51.308



CORNER ELEMENT 1.52.376

260 × 20 × 260 

Combined with moulding  
1.51.376



# Skirtings

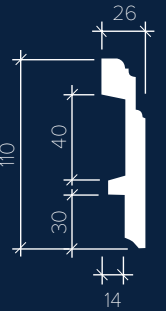


SKIRTING 1.53.101 + FLEXIBLE

2000 × 26 × 110



Минимальные радиусы изгибов гибкого Skirtinga 1.53.101, mm.

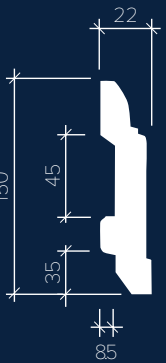


SKIRTING 1.53.102 + FLEXIBLE

2000 × 22 × 150



Минимальные радиусы изгибов гибкого Skirtinga 1.53.102, mm.

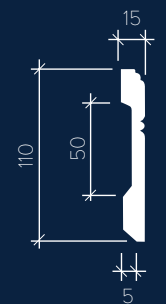


SKIRTING 1.53.103 + FLEXIBLE

2000 × 15 × 110



Минимальные радиусы изгибов гибкого Skirtinga 1.53.103, mm.





# Skirtings



SKIRTING 1.53.105 + FLEXIBLE

2000 × 24 × 160



Минимальные радиусы изгибов гибкого Skirtinga 1.53.105 mm.



SKIRTING 1.53.110 + FLEXIBLE

2000 × 19 × 138



Минимальные радиусы изгибов гибкого Skirtinga 1.53.110, mm.

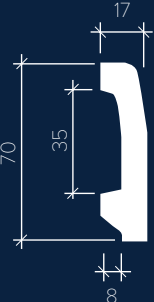


SKIRTING 1.53.106 + FLEXIBLE

2000 × 17 × 70

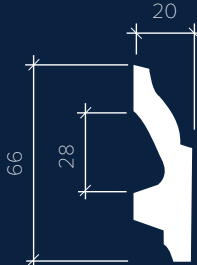


Минимальные радиусы изгибов гибкого Skirtinga 1.53.106, mm.



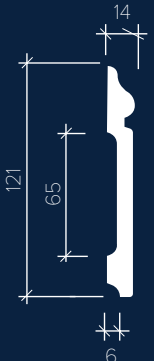
SKIRTING 1.53.111

2000 × 20 × 66



SKIRTING 1.53.108

2000 × 14 × 121



# Ceiling rosettes



CEILING ROSETTE 1.56.002

Ø: 520 mm D: 35 mm



CEILING ROSETTE 1.56.008

H: 440 mm D: 32 mm W: 540 mm



CEILING ROSETTE 1.56.013

Ø: 260 mm D: 32 mm

# Ceiling rosettes



CEILING ROSETTE 1.56.014

Ø: 340 mm D: 55 mm



CEILING ROSETTE 1.56.018

Ø: 745 mm D: 40 mm



CEILING ROSETTE 1.56.015

Ø: 555 mm D: 62 mm



CEILING ROSETTE 1.56.035

Ø: 485 mm D: 40 mm



CEILING ROSETTE 1.56.017

Ø: 450 mm D: 47 mm



CEILING ROSETTE 1.56.042

Ø: 203 mm D: 42 mm

## Ceiling rosettes



CEILING ROSETTE 1.56.044

Ø: 620 mm D: 42 mm



CEILING ROSETTE 1.56.047

Ø: 404 mm D: 23 mm



CEILING ROSETTE 1.56.050

Ø: 404 mm D: 38 mm

## Ceiling panels

325



CEILING PANEL 1.57.002


H: 600 mm D: 65 mm W: 600 mm



CUPOLA 1.58.001

Ø: 895 mm D: 112 mm

# Arch frames



1.55.001 1.55.002  
320×26×650

1.55.003  
53×43×134



1.55.004  
50×43×231




1.55.005  
126×41×95




1.54.011  
113×15×435



1.51.307  
96×25×2000



1.51.310  
96×19×2000



1.54.010  
250×31×95



1.54.020  
250×31×95



# Corbels



CORBEL 1.19.005

496 × 163 × 188



CORBEL 1.19.008

225 × 85 × 165



CORBEL 1.19.013

305 × 186 × 170

# Corbels



CORBEL 1.19.014

190 × 130 × 180



CORBEL 1.19.017

224 × 93 × 150



CORBEL 1.19.018

396 × 207 × 192




# NEW ART DECO

You should not be afraid of colour. It is able to make life more joyful even during long winter. Interiors with moulded decor painted using bright colours, unconventional furniture and art objects on top of that no longer remind of palaces from the past. Such a solution is very modern and mouldings play a completely different role here. It is about game, sense of taste and irony. No wonder that such a style is so popular in the interiors of boutique hotels.






Art Deco does not exist without arts. After all, it is able to make any interior unique. No matter if it is a painting or graphics, a collectible design or a rare carpet — everything must find its place in the interior. This is when the picture takes shape and the space livens up.



The god is in details. Finely selected materials and finishes, furniture and decor are able to create a solution for any space. The beauty is not only in fullness, but also when there is nothing unnecessary that would distract from the essence.



1

2

3

# NEW ART DECO

New Art Deco loves simple geometric forms, but it compensates for the simplicity of the elements themselves and of their sections with a complicated and well-thought-out pattern of wall and ceiling mouldings. You can create many designer compositions, even flowing from the walls to the ceiling, which would not be possible in historical classic styles. The main thing is not to forget symmetry and tectonics, for without them Art Deco will always be incomplete.







1

2

2

**CON  
TEM  
PO  
RA  
RY**

# CONTEMPORARY

349

**The main thing is to work professionally and to know your task clearly. It is much more difficult to create a beautiful and effective interior with elements of classic styles than to design for a loft or in the Scandinavian style.**

«Contemporary style» is exactly what most designers say, when they don't know how to answer a trivia question about their style preferences in their work. For many practitioners in design this word combination becomes a magic wand, the answer to all questions, because it does not bind to anything, it sounds «angry» and fits almost anything from «European-style renovation» to simplified classics. After all, the more abstract the limits, the harder it is to get out of them and the harder it is to disturb the purity of the style. If you wish, loft, Scandinavian style, minimalism and many other modern styles can be called «modern».

But in reality, not all modern styles are modern, just as not all styles from the beginning of the XXth century could be described with the term «Modern». The true modern style comes from Modernism of the XXth century and basically continues its logic. Leading architects and designers of the first half of the XXth century completely abandoned working in historical styles and started looking for new forms of expression. Furniture and architectural environment ceased to artificially reproduce the images from the past, their appearance was dictated by the specifics of the material and function of the object, the interior and the building.

This is where the main rule of the modern style comes from: when working in it, you cannot use furniture and details from historical styles, both in their original form and in various modern reworked versions and interpretations.



All objects in the interior must be expressly modern and not associated with any historical style, whether it's Baroque, Gothic or Art Nouveau. But this does not mean that in this style it is impossible to use moulded decor and architectural elements. After all, contemporary Modernism is certainly not minimalism, and it is not alien to decorative design of walls and the ceiling. The main thing is that this decor should also be modern, without any association with historical.

As for the rest, the designer gets unique freedom of choice, because the furniture itself can be minimalistic and full of details, straightforward and bionic, monochrome and coloured. The contrast of sizes and forms of objects of the interior is exactly the main contrast of the modern style, where a massive straight-lined sofa can be perfectly supplemented by an elegant helical coffee table and a chandelier with hundreds of glass drops.

As a rule, interiors in modern style are laconical and reserved — exactly what a metropolis resident needs, because after a hard working day or noisy parties, the eye always wants to relax, it wants peace and comfort. But this style should not be confused with Minimalism: modern style allows small details and interior elements, they simply do not «shout» about themselves and they are not very contrasting to the entire space as a whole.

This style likes complex and low-saturated colours very much: the ones that we often call «dusty».

«Mint», «Tiffany», «Blue Petroleum» and various terra cotta and yellowish-grey shades perfectly fit the modern interior. Being calm by themselves, these warm and cold shades play in a very lively manner in contrasting pairs, adding life and dynamics to the interior.

Textures play a specific role in this style. Namely they add unique character in complex combinations to the modern style and express the main idea of

the design. Contrasting or nuanced combinations of textures, finishes and patterns simply cannot be random and must be thought out in detail. Abstract geometric or curvilinear ornament of wallpapers, carpets and textiles, clear lines of wall mouldings and cornices can be an effective addition to the open textures of wood and stone, metal or leather.


Planning solutions in this style (as in all others), first of all, must be based on real needs of a specific client. Usually interiors in the modern style have a free and open nature. In those interiors the public area is organized as a single space, which combines a lobby, a hall, a living room, a dining room and a kitchen — exactly according to the instructions of the great genius of «vital» Modernism Frank Lloyd Wright.

# CONTENTS

## 04

Cornices and architraves	355
Mouldings	367
Skirtings	377
Moulding corner elements	381
Ceiling rosettes and ceiling panels	383
Corbels	387
Decorative panels	391

# Cornices




CORNICE 1.50.135 + FLEXIBLE

2000×161×41 mm



Minimal radius of the flexible cornice 1.50.135, mm.


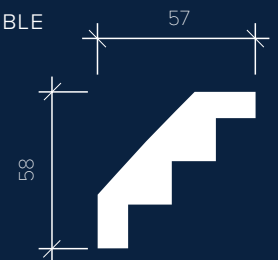


CORNICE 1.50.140 + FLEXIBLE

2000×57×58mm



Minimal radius of the flexible cornice 1.50.140, mm.

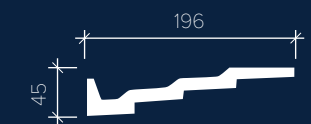


CORNICE 1.50.142 + FLEXIBLE


2000×196×45 mm



Minimal radius of the flexible cornice 1.50.142, mm.



# Cornices




CORNICE 1.50.145 + FLEXIBLE

2000×264×90 mm



Minimal radius of the flexible cornice 1.50.145 mm.

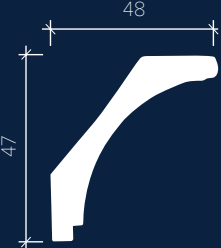


CORNICE 1.50.172 + FLEXIBLE

2000×48×47 mm



Minimal radius of the flexible cornice 1.50.172 mm.


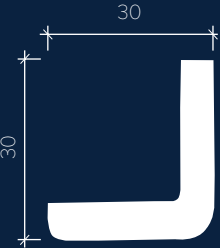


CORNICE 1.50.156 + FLEXIBLE

2000×30×30 mm



Minimal radius of the flexible cornice 1.50.156 mm.

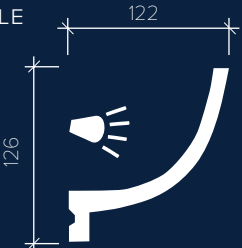


CORNICE 1.50.220 + FLEXIBLE

2000×122×126 mm



Minimal radius of the flexible cornice 1.50.220 mm.


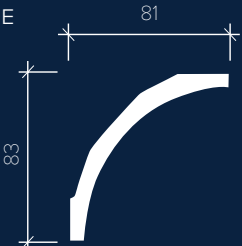


CORNICE 1.50.165 + FLEXIBLE

2000×81×83 mm



Minimal radius of the flexible cornice 1.50.165 mm.

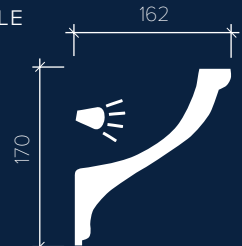


CORNICE 1.50.222 + FLEXIBLE

2000×162×170 mm



Minimal radius of the flexible cornice 1.50.222 mm.



# Cornices

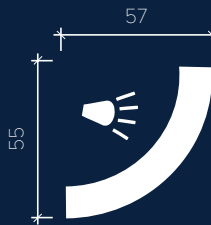


CORNICE 1.50.225 + FLEXIBLE

2000×57×55 mm



Minimal radius of the flexible cornice 1.50.225 mm.

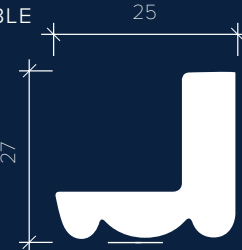


CORNICE 1.50.258 + FLEXIBLE

2000×25×27 mm



Minimal radius of the flexible cornice 1.50.258 mm.

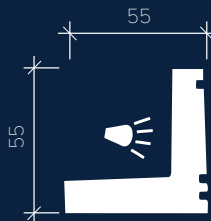


CORNICE 1.50.226 + FLEXIBLE

2000×55×55 mm



Minimal radius of the flexible cornice 1.50.226 mm.

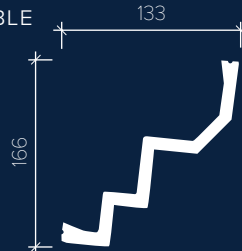


CORNICE 1.50.260 + FLEXIBLE

2000×133×166 mm



Minimal radius of the flexible cornice 1.50.260 mm.



CORNICE 1.50.257 + FLEXIBLE

2000×38×38 mm



Minimal radius of the flexible cornice 1.50.257 mm.



CORNICE 1.50.262 + FLEXIBLE

2000×50×120 mm



Minimal radius of the flexible cornice 1.50.262 mm.



# Cornices

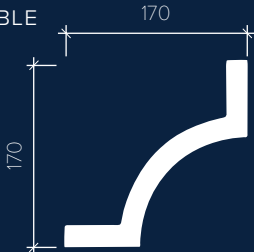


CORNICE 1.50.264 + FLEXIBLE

2000 × 170 × 170 mm



Minimal radius of the flexible cornice 1.50.264 mm.

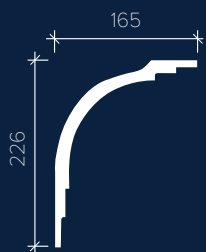


CORNICE 1.50.271 + FLEXIBLE

2000 × 165 × 226 mm



Minimal radius of the flexible cornice 1.50.271 mm.



CORNICE 1.50.266 + FLEXIBLE

2000 × 76 × 21 mm



Minimal radius of the flexible cornice 1.50.266 mm.

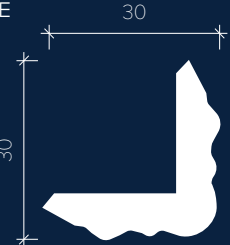


CORNICE 1.50.295 + FLEXIBLE

2000 × 30 × 30 mm



Minimal radius of the flexible cornice 1.50.295 mm.



CORNICE 1.50.270 + FLEXIBLE

2000 × 220 × 47 mm



Minimal radius of the flexible cornice 1.50.270 mm.

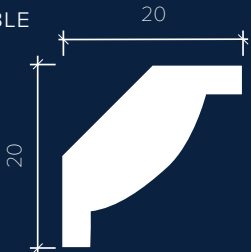


CORNICE 1.50.297 + FLEXIBLE

2000 × 20 × 20 mm




Minimal radius of the flexible cornice 1.50.297 mm.



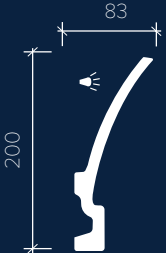
# Cornices



CORNICE 1.50.621  
2000 × 51 × 120 mm



CORNICE 1.50.622  
2000 × 83 × 200 mm




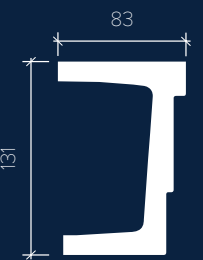

# Architraves



ARCHITRAVE 1.26.001

2000×83×131 mm


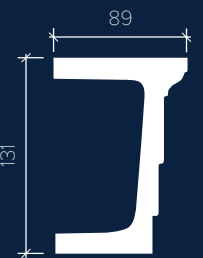
Combined with cornice  
1.50.151



ARCHITRAVE 1.26.002

2000×89×131 mm


Combined with cornice  
1.50.152



ARCHITRAVE 1.26.003

2000×91×132 mm

Combined with cornice  
1.50.153





# Mouldings



MOULDING 1.51.306 + FLEXIBLE

2000×10×31 mm



Minimal radius of the flexible moulding 1.51.306, mm.




MOULDING 1.51.315 + FLEXIBLE

2000×22×75 mm



Minimal radius of the flexible moulding 1.51.315, mm.



MOULDING 1.51.316 + FLEXIBLE

2000×18×90 mm



Minimal radius of the flexible moulding 1.51.316, mm.



# Mouldings



MOULDING 1.51.327 + FLEXIBLE

2000 × 21 × 80 mm



Minimal radius of the flexible moulding 1.51.327, mm.



MOULDING 1.51.342 + FLEXIBLE

2000 × 15 × 75 mm



Minimal radius of the flexible moulding 1.51.342, mm.

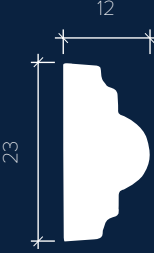


MOULDING 1.51.329 + FLEXIBLE

2000 × 12 × 23 mm



Minimal radius of the flexible moulding 1.51.329, mm.



MOULDING 1.51.343 + FLEXIBLE

2000 × 12 × 75 mm



Minimal radius of the flexible moulding 1.51.343, mm.



MOULDING 1.51.338 + FLEXIBLE

2000 × 9 × 40 mm



Minimal radius of the flexible moulding 1.51.338, mm.



MOULDING 1.51.344 + FLEXIBLE

2000 × 18 × 90 mm



Minimal radius of the flexible moulding 1.51.344, mm.



# Mouldings



MOULDING 1.51.356 + FLEXIBLE

2000 × 9 × 48 mm



Minimal radius of the flexible moulding 1.51.356, mm.



MOULDING 1.51.363 + FLEXIBLE

2000 × 13 × 70 mm



Minimal radius of the flexible moulding 1.51.363, mm.



MOULDING 1.51.357 + FLEXIBLE

2000 × 12 × 48 mm



Minimal radius of the flexible moulding 1.51.357, mm.




MOULDING 1.51.370 + FLEXIBLE

2000 × 15 × 75 mm



Minimal radius of the flexible moulding 1.51.370, mm.



MOULDING 1.51.362 + FLEXIBLE

2000 × 10 × 46 mm



Minimal radius of the flexible moulding 1.51.362, mm.



MOULDING 1.51.374 + FLEXIBLE

2000 × 9 × 101 mm



Minimal radius of the flexible moulding 1.51.374, mm.




# Mouldings



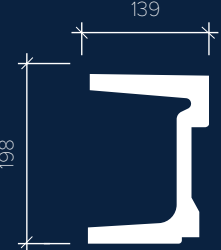
MOULDING 1.51.387

2000×24×90 mm



MOULDING 1.51.602

2000×139×198 mm



MOULDING 1.51.388

2000×25×90 mm



MOULDING 1.51.603

2000×160×250 mm



MOULDING 1.51.601

2000×40×215 mm



MOULDING 1.51.604

2000×130×350 mm



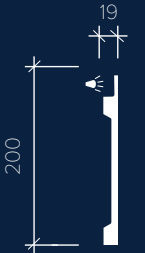
# Mouldings



MOULDING 1.51.605  
2000×19×121 mm



MOULDING 1.51.606  
2000×19×200 mm



# Skirtings

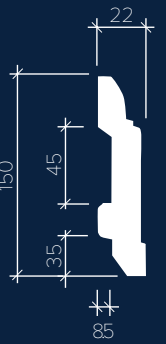


SKIRTING 1.53.102 + FLEXIBLE

2000×22×150 mm



Minimal radius of the flexible skirting 1.53.102, mm.

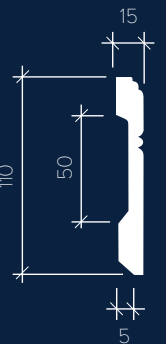


SKIRTING 1.53.103 + FLEXIBLE

2000×15×110 mm



Minimal radius of the flexible skirting 1.53.103, mm.

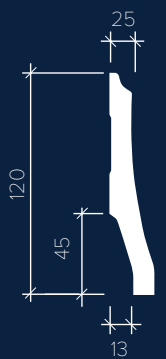


SKIRTING 1.53.104 + FLEXIBLE

2000×25×120 mm



Minimal radius of the flexible skirting 1.53.104, mm.



# Skirtings

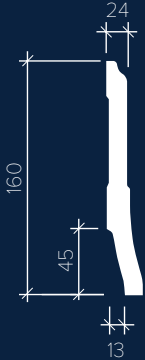


SKIRTING 1.53.105 + FLEXIBLE

2000×24×160 mm



Minimal radius of the flexible skirting 1.53.105, mm.

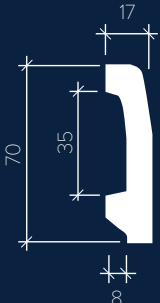


SKIRTING 1.53.106 + FLEXIBLE

2000×17×70 mm



Minimal radius of the flexible skirting 1.53.106, mm.




SKIRTING 1.53.110 + FLEXIBLE

2000×19×138 mm




Minimal radius of the flexible skirting 1.53.110, mm.



# Moulding corner elements




CORNER ELEMENT 1.52.286

200 × 12 × 200 

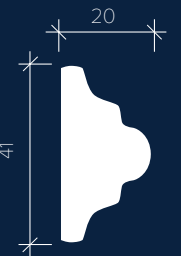
Combined with moulding  
1.51.322



CORNER ELEMENT 1.52.287

300 × 20 × 300 

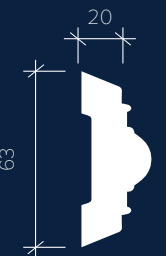
Combined with moulding  
1.51.308



CORNER ELEMENT 1.52.376

260 × 20 × 260 

Combined with moulding  
1.51.376





# Ceiling rosettes



CEILING ROSETTE 1.56.013

Ø: 260 mm D: 32 mm



CEILING ROSETTE 1.56.014

Ø: 340 mm D: 55 mm



CEILING ROSETTE 1.56.015

Ø: 555 mm D: 62 mm

# Ceiling rosettes



CEILING ROSETTE 1.56.018

Ø: 745 mm D: 40 mm



CEILING ROSETTE 1.56.050

Ø: 404 mm D: 38 mm



CEILING ROSETTE 1.56.035

Ø: 485 mm D: 40 mm



CEILING PANEL 1.57.002

H: 600 mm D: 65 mm W: 600 mm



CEILING ROSETTE 1.56.044

Ø: 620 mm D: 42 mm



CUPOLA 1.58.001

Ø: 895 mm D: 112 mm

# Corbels



CORBEL 1.19.005

496 × 163 × 188



CORBEL 1.19.008

225 × 85 × 165



CORBEL 1.19.013

305 × 186 × 170

# Corbels



CORBEL 1.19.014

190×130×180



CORBEL 1.19.017

224×93×150



CORBEL 1.19.018

396×207×192

## Decorative panels

391



DECORATIVE PANEL 1.59.001

600×22×600



DECORATIVE PANEL 1.59.003

600×30×600

# Decorative panels



DECORATIVE PANEL 1.59.004

600×24×600




DECORATIVE PANEL 1.59.005

600×16×600

# CONTEMPORARY

Contemporary style does not mean minimalism. And if you know the limits, mouldings on the wall can only do good to it. The main thing here is to choose the simplest ones when speaking about their lines.



First of all, the interior must be functional, but these are the creative moves of a designer that fill it with life. After all, we are all children deep inside. Maybe, that is why doors, which are concealed as a finish, are so popular nowadays. In fact, they look very interesting, but especially in style, when they are decorated using light polymer moulding elements.





Contemporary interior must not be bland. The tone must be set to it not only thanks to the form of furniture, but also using colour and textures. For example, natural shades and materials, floral motifs and live plants can also create the feeling of tropical breeze in the heart of a big city.



1

# CONTEMPORARY

Contemporary Modernism is always associated with empty walls. This is no surprise, because this style is devoid of excessive decor. This does not mean, however, that you should abandon using moulding elements. You just have to act more correctly. The interior should not be oversaturated with details, and moulding should be treated almost as a structural element. Wall surface can be separated using mouldings vertically, as well as horizontally; in doing so the architecture of the interior will become more complicated.

2

3

4











## ATTENTION TO EVERY DETAIL.

The manufacturer of architectural decor under the «GAUDI» trademark presents the line of modern adhesives intended for various conditions of use.

The adhesives are designed for attaching polyurethane foam moulding elements to ceilings and walls, gluing these elements together, and for restoration of damaged areas in household and industrial conditions.

Europlast Multipurpose adhesive with excellent adhesion enables mounting moulding elements on any types of surfaces without additional fixation.

Europlast for bonding joints adhesive is used for strong gluing of moulding elements together. This adhesive hardens without increase in volume and can be easily cleaned up, correction is possible within 30 minutes.

The use of adhesive and mounting of the products must be performed according to the instructions for installation. For additional information please contact our customer support services via [evroplast.ru](http://evroplast.ru)

## EUROPLAST FOR BONDING JOINTS ADHESIVE

Ingredients: hybrid polymers, mineral fillers, functional additives.

Application: the adhesive is intended for gluing joints of polyurethane foam products.

Requirements to surface: clean, dry, degreased, dust-free surfaces.

Method of application: remove dust from the surface using cloth which is slightly dampened with water. Degrease if necessary. Apply the adhesive on the entire surface of one of the parts, bond them together, press them firmly and hold for 4 to 5 s. Immediately remove excess adhesive after it appears. After the adhesive dries completely, sand the joint using sandpaper. The glued joint may be adjusted within 30 minutes. The adhesive hardens completely after 24 hours.

Conditions during the performance of works: temperature during the performance of works and for the next 24 hours shall not be below -10°C, relative air humidity must be from 40% to 60%.

Cleaning of the tool: using white spirit immediately after the performance of works.

Storage period: 24 months from the date of manufacture in sealed package in a dry place at the temperature from +5 to +25°C. The freezing of the adhesive is allowed at the temperature which shall not be lower than -30°C with further defrosting in a warm room without intensive heating using a heat gun, radiators etc. (not more than 5 cycles).

Safety precautions: keep out of reach of children. During the performance of works use eye and hands protection. In case of contact of adhesive with eyes, rinse them with plenty of water and, if necessary, seek medical advice.

Cartridge volume: 290 ml, tubes: 60 ml.



## EUROPLAST MULTIPURPOSE ADHESIVE

Ingredients: hybrid polymers, mineral fillers, functional additives.

Application: the adhesive is intended for mounting of polyurethane foam products on walls and ceilings of any type indoors, as well as outdoors.

The adhesive is not designed for gluing polyurethane foam products to each other.

Types of surfaces: most common construction materials (bricks, concrete, gypsum, aluminium, stones, finished wood, polyvinyl chloride, glass and others).

Requirements to surface: clean, dry, degreased, dust-free surfaces. Fragile and loose surfaces must be preliminarily hardened using deep-penetrating primer.

Method of application: surfaces to be glued together must be cleaned using a brush or cotton napkin. Degrease if necessary. Using a gun, apply a line of adhesive on the part, lay it on the bearing surface, press it firmly and hold for 4 to 5 s. The adhesive hardens completely after 24 hours.

Conditions during the performance of works: temperature during the performance of works and for the next 24 hours shall not be below -10°C, relative air humidity must be from 40% to 60%.

Cleaning of the tool: using white spirit immediately after the performance of works.

Storage period: 24 months from the date of manufacture in sealed package in a dry place at the temperature from +5 to +25°C. The freezing of the adhesive is allowed at the temperature which shall not be lower than -30°C with further defrosting in a warm room without intensive heating using a heat gun, radiators etc. (not more than 5 cycles).

Safety precautions: keep out of reach of children. During the performance of works use eye and hands protection. In case of contact of adhesive with eyes, rinse them with plenty of water and, if necessary, seek medical advice.

Volume: 290 ml.







All sizes in the catalog are for reference only.

**Boonsweg 13, Heinenoord,  
3274 LH, Netherlands**

**[gauiddecor.eu](http://gauiddecor.eu)**

**GAUDI**  
ARCHITECTURAL SOLUTIONS